



Child protection in emergencies

Child protection in emergencies is defined as the prevention of and response to abuse, neglect, exploitation, and violence against children. Emergencies both exacerbate pre-existing protection concerns and create new ones. This occurs as disasters, conflict and crises introduce new risks to the affected population and reduce children and communities' protective mechanisms. The range of protection concerns faced by children in humanitarian contexts comprises:

- Dangers and injuries
- Physical violence and harmful practices
- Sexual violence
- Psychosocial distress and mental disorders
- Children associated with armed forces and armed groups
- Child labour
- Unaccompanied and separated children
- Justice for children

Background and purpose of the data collected

The Child Protection Working Group (CPWG), established in 2007, is a sub-group of the Global Protection Cluster, and brings together a range of global-level partners who work in or support child protection in emergencies. One important aspect of their work is advocacy to promote a better understanding of and support for child protection in emergencies. This report has been developed by the CPWG for child protection practitioners, donors and decision-makers within and outside of the child protection sector. The purpose of the data collected is to:

- Communicate the state of child protection in emergencies globally;
- Support assessments of child protection issues and capacity at country level; and
- Provide a baseline for tracking progress on child protection.

Method

Data has been collected on the 42 countries that have a Humanitarian Coordinator or that were on the Inter-Agency's Standing Committee Early Warning Early Action list at the time of writing (March 2015). Sources are the following: UN Population Fund (2015 projections), World Health Organization, Global Status Report on Violence Prevention (2014), UNICEF Global Databases (2014, MICS and DHS surveys), Child Helpline International Databases (2014) and the Social Services Workforce Training report (2014). Data Marked by a + has been provided or updated by the child protection coordination group in country.

Acknowledgements

As mentioned above the data compiled is based on work carried out by several different agencies working in the areas of violence prevention and child protection. The CPWG also wishes to thank Helen Johnson who carried out the coordination and data management of the entire project.

DEFINITIONS

VIOLENCE PREVENTION PROGRAMMES

Home visiting: Programmes involve visits by nurses to parents and infants in their homes, to provide support, education, and information. Some home visiting programmes can substantially reduce child maltreatment and associated outcomes such as injuries.

Parenting education: Programmes aim to improve child-rearing skills, increase knowledge of child development and encourage positive child management strategies. Parenting education programmes show great promise in preventing child maltreatment and promoting positive parenting and child behaviour.

Pre-school enrichment: Programmes introduce young children to the skills necessary for success in school, thereby increasing the likelihood of future academic success. Preschool enrichment programmes can reduce arrests for violence among those aged 20-24 years by up to 40%.

Youth life skills & social development training: Programmes are designed to help older children and adolescents manage anger, resolve conflict and develop the necessary social skills to solve problems. Life skills training programmes can reduce adolescent violence by up to 29%.

Youth mentoring: Programmes match a young person at high risk of antisocial behaviour or growing up in a single-parent family with a caring older person from outside the family. Mentoring can reduce illicit drug initiation, truancy and other risk factors for youth violence.

Sexual violence school & college programmes: Programmes are designed to raise awareness, address gender norms, bystander behaviours, and knowledge and attitudes about rape and sexual assault. Few programmes have been rigorously evaluated, suggesting a critical gap to fill.

Sexual violence physical environment changes: Include improving formal and informal surveillance, better lighting of public areas and interventions to encourage the use of public spaces. While promising, more research is needed to evaluate their specific effects on sexual violence.

Sexual violence social & cultural norms change: Programmes aim to modify norms of male sexual entitlement, and can reduce attitudes and beliefs that are supportive of sexual violence. Rigorous evaluations of social and cultural norm change strategies are still needed to assess their impact; however, they remain an important strategy to inform and create cultural shifts in what is acceptable and unacceptable behaviour.

Intimate partner violence social & cultural norms change: Strategies aim to modify social expectations, such as the norm that men have the right to control women, which make women vulnerable to physical, emotional and sexual violence by men. Rigorous evaluations of social and cultural norm-change strategies are still needed to assess their impact; however, they remain an important strategy to inform and create cultural shifts in what is acceptable and unacceptable behaviour and in promoting norms supportive of healthy, non-violent, and gender equitable relationships.

Child sexual abuse avoidance training: Programmes teach children about body ownership, the difference between good and bad touch, how to say "no" and how to disclose abuse to a trusted adult. They can increase children's knowledge of what to do if they encounter a potentially abusive situation.

CHILD PROTECTION INDICATORS

FGM/C - girls: Percentage of girls 0–14 years old who have undergone FGM/C (as reported by their mothers).

FGM/C - women: Percentage of women 15–49 years old who have undergone FGM/C.

FGM/C - support for the practice: Percentage of women 15–49 years old who have heard about FGM/C and think the practice should continue.

Child marriage - by age of 15: Percentage of women aged 20 to 24 years who were first married or in union before ages 15.

Child marriage - by age of 18: Percentage of women aged 20 to 24 years who were first married or in union before ages 18.

Justification of wife beating - male/female: Percentage of women and men 15–49 years old who consider a husband to be justified in hitting or beating his wife for at least one of the following reasons; his wife burns the food, argues with him, goes out without telling him, neglects the children or refuses sexual relations.

Violent discipline of children: Percentage of boys/girls 2–14 years old who experience any violent discipline (psychological aggression, physical punishment).

Child labour: Percentage of boys/girls 5–14 years old involved in child labour at the time of the survey. A child is considered to be involved under the following conditions: (a) children 5–11 years old who, during the reference week, did at least one hour of economic activity or at least 28 hours of household chores, or (b) children 12–14 years old who, during the reference week, did at least 14 hours of economic activity or at least 28 hours of household chores.

Total birth registration: Percentage of children less than 5 years old who were registered at the time of the survey.

NATIONAL CHILD HELPLINES; DEFINITIONS OF VIOLENCE, ABUSE AND EXPLOITATION USED TO CATEGORISE CALLS

Physical Abuse: One of the three main forms of abuse (physical, emotional, and sexual), physical abuse is the exertion of physical force against a child with the intention of hurting or injuring the victim. Physical abuse can occur within the home, in public institutions (schools, police custody) and in public.

Emotional Abuse: Emotional abuse is the pervasive lack of display of love and affection toward a child by an adult entrusted with his care and development, or by another child in a position of authority. This includes constant belittlement, blaming, criticizing, as well as intentionally failing to display emotion to a child, such as not smiling at a child or simply not acknowledging a child's existence by not looking at him or exclusively engaging a child in a closed and confining emotional relationship.

Sexual Abuse: There are several forms of sexual abuse. This includes sexual penetration, which consists of sexual intercourse with a child; the intentional exposure of a child to sexual activity, such as showing and/or taking sexually explicit or implicit pictures of the child telling jokes or stories of a sexual nature; tickling in erogenous zones and demanding to be tickled in return. Pressure is usually exerted by an adult or another child in a position of authority. This includes rape and incest. Commercial Sexual Exploitation is also Sexual Abuse for CHI purposes.

Violence: The intentional use of power to control a child through obvious and not so obvious ways, including any action or word intended to hurt another person, whether through intimidation, verbal acts or bodily threats. Many helplines use violence interchangeably with all forms of abuse.

Bonded Child Labour: Parents forced to take a loan to feed their family or to meet their basic needs. When the loan is made, their child is forced to work as a way to repay the debt.

Children Used for Criminal Activity: Children used for the purpose of committing criminal acts under the custody of an adult(s) and/or other children.

Child Sexual Exploitation/ Child Prostitution: Child Sexual Exploitation consists of a child performing a sexual act in exchange for something of value for the benefit of an adult. Child prostitution consists of a child performing a sexual act in exchange for something of value (money, shelter, objects, etc). Child prostitutes/ children who are sexually exploited are often the victims of trafficking, impoverished situations and / or undocumented immigration. This includes victims of child pornography.



Afghanistan

This country profile provides a summary of child protection data that is intended for use in humanitarian action, to inform assessments, child protection programmes and advocacy.

Data has been sourced from ¹UN Population Fund (2015 projections), ²World Health Organisation, Global Status Report on Violence Prevention (2014), ³UNICEF Global Databases (2014, MICS and DHS surveys), ⁴Child Helpline International Databases (2014) and ⁵CPC Learning Network, Social Services Workforce training report (2014). Data marked by a + has been provided/updated by the child protection coordination group in-country.

POPULATION ¹												
Total Population		32 007 000			Population 5-9 years			4 915 000				
Population 0-4 years		4 807 000			Population 10-19 years			8 622 000				
NATIONAL ACTION PLANS AND LAWS ²				Enforcement			VIOLENCE PREVENTION PROGRAMMES ²				Implementation	
– = no response /don't know 1 = 'Limited': up to 40% effective 2 = 'Partial': 40-79% effective 3 = 'Fully enforced': 80% or more effective							– = No response/don't know 1 = Implemented once or a few times 2 = Implemented systematically in a target community or population					
Child maltreatment action plan		No	1	2	3	Home visiting*				No		
Interpersonal violence action plan		No	1	2	3	Parenting education*				–		
Sexual violence action plan		Yes	1	2	3	Pre-school enrichment*				No		
Legal age of marriage (male/female)		18/16	1	2	3	Youth life skills & social development training*				Yes	1	2
Law against child marriage		Yes	1	2	3	Youth mentoring*				Yes	1	2
Law against statutory rape		Yes	1	2	3	Sexual violence school & college programmes*				Yes	1	2
Law against female genital mutilation		Yes	1	2	3	Sexual violence physical environment changes*				Yes	1	2
Law to ban corporal punishment (all settings)		Yes (No)	1	2	3	Sexual violence social & cultural norms change*				No		
Law against rape in marriage		No				Intimate partner violence social & cultural norms change*				Yes	1	2
Law allowing removal of violent spouse from home		Yes	1	2	3	Child sexual abuse avoidance training*				Yes	1	2
Law against rape		Yes	1	2	3	SERVICES FOR VICTIMS OF VIOLENCE ² –, 1 & 2 as per Violence Prevention Programmes (above)				Implementation		
Law against non-contact sexual violence		–										
Law against contact sexual violence without rape		–				Child protection services				Yes	1	2
Law providing compensation for victims of violence		Yes	1	2	3	Medical, psychosocial and legal services (sexual violence)				Yes	1	2
Law providing legal representation for victims of violence		Yes	1	2	3	Mental health services				Yes	1	2
CHILD PROTECTION GOVERNANCE												
Key line ministries responsible for child protection policy		–										
Number of social service workers ⁵		–										
KEY CHILD PROTECTION INDICATORS ³					REASON FOR CALLING NATIONAL CHILD HELPLINE, 2007-2013 ⁴							
FGM/C - girls*		–										
FGM/C - women*		–										
FGM/C - support for the practice*		–										
Child marriage - by age of 15*		15.0%										
Child marriage - by age 18*		40.0%										
Justification of wife beating - male*		–										
Justification of wife beating - female*		90.0%										
Violent discipline of children - total*		74.0%										
Violent discipline of children - boys*		75.0%										
Violent discipline of children - girls*		74.0%										
Child labour - total*		10.0%										
Child labour - boys*		11.0%										
Child labour - girls*		10.0%										
Total birth registration*		37.0%										
Children living with both parents		93.9%										
Children not living with either parent - both alive		0.5%										
Children not living with either parent - both dead		1.0%										
Children not living with either parent - only father alive		0.1%										
Children not living with either parent - only mother alive		0.1%										
Children living with mother only - father alive		0.5%										
Children living with mother only - father dead		2.5%										
Children living with father only - mother alive		0.0%										
Children living with father only - mother dead		1.0%										

* = a definition is provided overleaf

No data available



Bangladesh

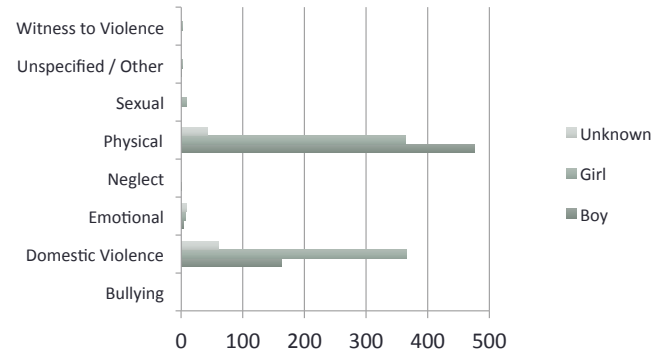
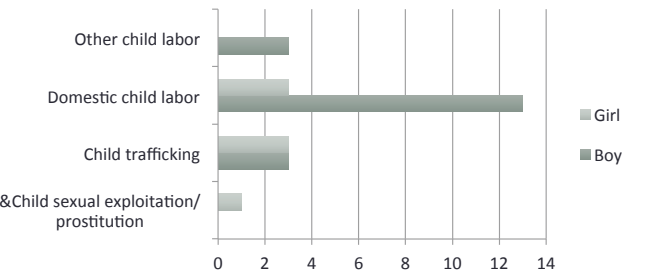
This country profile provides a summary of child protection data that is intended for use in humanitarian action, to inform assessments, child protection programmes and advocacy. Data has been sourced from ¹UN Population Fund (2015 projections), ²World Health Organisation, Global Status Report on Violence Prevention (2014), ³UNICEF Global Databases (2014, MICS and DHS surveys), ⁴Child Helpline International Databases (2014) and ⁵CPC Learning Network, Social Services Workforce training report (2014). Data marked by a + has been provided/updated by the child protection coordination group in-country.

POPULATION ¹			
Total Population	160 411 000	Population 5-9 years	15 184 000
Population 0-4 years	15 202 000	Population 10-19 years	32 178 000

NATIONAL ACTION PLANS AND LAWS ²		Enforcement		VIOLENCE PREVENTION PROGRAMMES ²		Implementation	
- = no response /don't know effective		1 = 'Limited': up to 40% effective 2 = 'Partial': 40-79% 3 = 'Fully enforced': 80% or more effective		- = No response/don't know 1 = Implemented once or a few times 2 = Implemented systematically in a target community or population			

Child maltreatment action plan	No	1	2	3	Home visiting*	Yes	1	2
Interpersonal violence action plan	No	1	2	3	Parenting education*	Yes	1	2
Sexual violence action plan	No	1	2	3	Pre-school enrichment*	Yes	1	2
Legal age of marriage (male/female)	21/18	1	2	3	Youth life skills & social development training*	Yes	1	2
Law against child marriage	Yes	1	2	3	Youth mentoring*	Yes	1	2
Law against statutory rape	Yes	1	2	3	Sexual violence school & college programmes*	Yes	1	2
Law against female genital mutilation	No	1	2	3	Sexual violence physical environment changes*	Yes	1	2
Law to ban corporal punishment (all settings)	Yes (No)	1	2	3	Sexual violence social & cultural norms change*	Yes	1	2
Law against rape in marriage	-	1	2	3	Intimate partner violence social & cultural norms change*	Yes	1	2
Law allowing removal of violent spouse from home	-	1	2	3	Child sexual abuse avoidance training*	Yes	1	2
Law against rape	Yes	1	2	3	SERVICES FOR VICTIMS OF VIOLENCE² -, 1 & 2 as per Violence Prevention Programmes (above)			
Law against non-contact sexual violence	Yes	1	2	3				
Law against contact sexual violence without rape	Yes	1	2	3	Child protection services	Yes	1	2
Law providing compensation for victims of violence	No	1	2	3	Medical, psychosocial and legal services (sexual violence)	Yes	1	2
Law providing legal representation for victims of violence	Yes	1	2	3	Mental health services	No	1	2

CHILD PROTECTION GOVERNANCE	
Key line ministries responsible for child protection policy	-
Number of social service workers ⁵	-

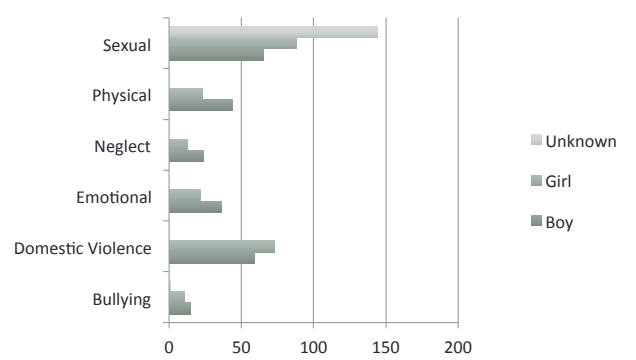
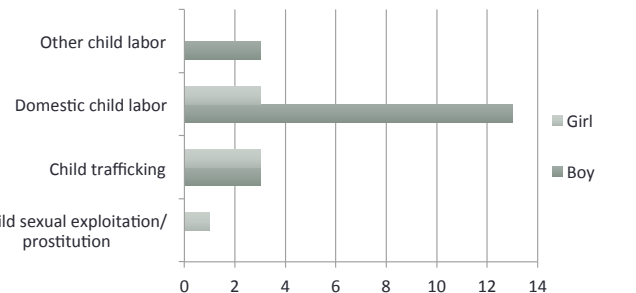
KEY CHILD PROTECTION INDICATORS ³		REASON FOR CALLING NATIONAL CHILD HELPLINE, 2007-2013 ⁴	
FGM/C - girls*	-	Abuse and violence 	
FGM/C - women*	-		
FGM/C - support for the practice*	-		
Child marriage - by age of 15*	29.0%		
Child marriage - by age 18*	65.0%		
Justification of wife beating - male*	-		
Justification of wife beating - female*	33.0%		
Violent discipline of children - total*	-		
Violent discipline of children - boys*	-		
Violent discipline of children - girls*	-		
Child labour - total*	13.0%		
Child labour - boys*	18.0%		
Child labour - girls*	8.0%		
Total birth registration*	31.0%		
Children living with both parents	83.7%		
Children not living with either parent - both alive	-	Commercial exploitation 	
Children not living with either parent - both dead	-		
Children not living with either parent - only father alive	-		
Children not living with either parent - only mother alive	-		
Children living with mother only - father alive	9.0%		
Children living with mother only - father dead	9.0%		
Children living with father only - mother alive	1.2%		
Children living with father only - mother dead	1.2%		

* = a definition is provided overleaf



Burkina Faso

This country profile provides a summary of child protection data that is intended for use in humanitarian action, to inform assessments, child protection programmes and advocacy. Data has been sourced from ¹UN Population Fund (2015 projections), ²World Health Organisation, Global Status Report on Violence Prevention (2014), ³UNICEF Global Databases (2014, MICS and DHS surveys), ⁴Child Helpline International Databases (2014) and ⁵CPC Learning Network, Social Services Workforce training report (2014). Data marked by a + has been provided/updated by the child protection coordination group in-country.

POPULATION ¹												
Total Population		17 915 000			Population 5-9 years			2 666 000				
Population 0-4 years		3 088 000			Population 10-19 years			4 279 000				
NATIONAL ACTION PLANS AND LAWS ²				Enforcement		VIOLENCE PREVENTION PROGRAMMES ²				Implementation		
– = no response /don't know effective		1 = 'Limited': up to 40% effective		2 = 'Partial': 40-79% 3 = 'Fully enforced': 80% or more effective		– = No response/don't know 2 = Implemented systematically in a target community or population		1 = Implemented once or a few times				
Child maltreatment action plan		Yes	1	2	3	Home visiting*				No	1	2
Interpersonal violence action plan		No	1	2	3	Parenting education*				Yes	1	2
Sexual violence action plan		Yes	1	2	3	Pre-school enrichment*				No	1	2
Legal age of marriage (male/female)		20/17	1	2	3	Youth life skills & social development training*				No	1	2
Law against child marriage		Yes	1	2	3	Youth mentoring*				Yes	1	2
Law against statutory rape		Yes	1	2	3	Sexual violence school & college programmes*				Yes	1	2
Law against female genital mutilation		Yes	1	2	3	Sexual violence physical environment changes*				Yes	1	2
Law to ban corporal punishment (all settings)		Yes (Yes)	1	2	3	Sexual violence social & cultural norms change*				No	1	2
Law against rape in marriage		–	1	2	3	Intimate partner violence social & cultural norms change*				No	1	2
Law allowing removal of violent spouse from home		–	1	2	3	Child sexual abuse avoidance training*				Yes	1	2
Law against rape		Yes	1	2	3	SERVICES FOR VICTIMS OF VIOLENCE ²				Implementation		
Law against non-contact sexual violence		No	1	2	3	–, 1 & 2 as per Violence Prevention Programmes (above)						
Law against contact sexual violence without rape		Yes	1	2	3	Child protection services				Yes	1	2
Law providing compensation for victims of violence		Yes	1	2	3	Medical, psychosocial and legal services (sexual violence)				Yes	1	2
Law providing legal representation for victims of violence		No	1	2	3	Mental health services				Yes	1	2
CHILD PROTECTION GOVERNANCE												
Key line ministries responsible for child protection policy		–										
Number of social service workers ⁵		2,469										
KEY CHILD PROTECTION INDICATORS ³					REASON FOR CALLING NATIONAL CHILD HELPLINE, 2007-2013 ⁴							
FGM/C - girls*		13.0%			<div><p><u>Abuse and violence</u></p><p><u>Commercial exploitation</u></p></div>							
FGM/C - women*		76.0%										
FGM/C - support for the practice*		9.0%										
Child marriage - by age of 15*		10.0%										
Child marriage - by age 18*		52.0%										
Justification of wife beating - male*		34.0%										
Justification of wife beating - female*		44.0%										
Violent discipline of children - total*		83.0%										
Violent discipline of children - boys*		84.0%										
Violent discipline of children - girls*		82.0%										
Child labour - total*		39.0%										
Child labour - boys*		42.0%										
Child labour - girls*		36.0%										
Total birth registration*		77.0%										
Children living with both parents		77.9%										
Children not living with either parent - both alive		7.2%										
Children not living with either parent - both dead		0.5%										
Children not living with either parent - only father alive		0.5%										
Children not living with either parent - only mother alive		1.1%										
Children living with mother only - father alive		5.5%										
Children living with mother only - father dead		2.5%										
Children living with father only - mother alive		3.2%										
Children living with father only - mother dead		1.0%										

* = a definition is provided overleaf

Burundi

This country profile provides a summary of child protection data that is intended for use in humanitarian action, to inform assessments, child protection programmes and advocacy. Data has been sourced from ¹UN Population Fund (2015 projections), ²World Health Organisation, Global Status Report on Violence Prevention (2014), ³UNICEF Global Databases (2014, MICS and DHS surveys), ⁴Child Helpline International Databases (2014) and ⁵CPC Learning Network, Social Services Workforce training report (2014). Data marked by a + has been provided/updated by the child protection coordination group in-country.

POPULATION ¹												
Total Population	10 813 000			Population 5-9 years			1 601 000					
Population 0-4 years	2 004 000			Population 10-19 years			2 325 000					
NATIONAL ACTION PLANS AND LAWS ²				Enforcement			VIOLENCE PREVENTION PROGRAMMES ²			Implementation		
– = no response /don't know 1 = 'Limited': up to 40% effective 2 = 'Partial': 40-79% effective 3 = 'Fully enforced': 80% or more effective							– = No response/don't know 1 = Implemented once or a few times 2 = Implemented systematically in a target community or population					
Child maltreatment action plan	No	1	2	3	Home visiting*			No	1	2		
Interpersonal violence action plan	No	1	2	3	Parenting education*			No	1	2		
Sexual violence action plan	Yes	1	2	3	Pre-school enrichment*			No	1	2		
Legal age of marriage (male/female)	21/18	1	2	3	Youth life skills & social development training*			No	1	2		
Law against child marriage	Yes	1	2	3	Youth mentoring*			No	1	2		
Law against statutory rape	Yes	1	2	3	Sexual violence school & college programmes*			Yes	1	2		
Law against female genital mutilation	Yes	1	2	3	Sexual violence physical environment changes*			No	1	2		
Law to ban corporal punishment (all settings)	Yes (No)	1	2	3	Sexual violence social & cultural norms change*			Yes	1	2		
Law against rape in marriage	Yes	1	2	3	Intimate partner violence social & cultural norms change*			Yes	1	2		
Law allowing removal of violent spouse from home	No	1	2	3	Child sexual abuse avoidance training*			No	1	2		
Law against rape	Yes	1	2	3	SERVICES FOR VICTIMS OF VIOLENCE ² –, 1 & 2 as per Violence Prevention Programmes (above)			Implementation				
Law against non-contact sexual violence	Yes	1	2	3								
Law against contact sexual violence without rape	Yes	1	2	3	Child protection services			Yes	1	2		
Law providing compensation for victims of violence	No	1	2	3	Medical, psychosocial and legal services (sexual violence)			No	1	2		
Law providing legal representation for victims of violence	Yes	1	2	3	Mental health services			No	1	2		
CHILD PROTECTION GOVERNANCE												
Key line ministries responsible for child protection policy				–								
Number of social service workers ⁵				–								
KEY CHILD PROTECTION INDICATORS ³				REASON FOR CALLING NATIONAL CHILD HELPLINE, 2007-2013 ⁴								
FGM/C - girls*				–								
FGM/C - women*				–								
FGM/C - support for the practice*				–								
Child marriage - by age of 15*				3.0%								
Child marriage - by age 18*				20.0%								
Justification of wife beating - male*				44.0%								
Justification of wife beating - female*				73.0%								
Violent discipline of children - total*				–								
Violent discipline of children - boys*				–								
Violent discipline of children - girls*				–								
Child labour - total*				26.0%								
Child labour - boys*				26.0%								
Child labour - girls*				27.0%								
Total birth registration*				75.0%								
Children living with both parents				68.2%								
Children not living with either parent - both alive				4.7%								
Children not living with either parent - both dead				2.0%								
Children not living with either parent - only father alive				1.1%								
Children not living with either parent - only mother alive				1.5%								
Children living with mother only - father alive				12.0%								
Children living with mother only - father dead				6.9%								
Children living with father only - mother alive				1.3%								
Children living with father only - mother dead				1.8%								

* = a definition is provided overleaf

Central African Republic

This country profile provides a summary of child protection data that is intended for use in humanitarian action, to inform assessments, child protection programmes and advocacy. Data has been sourced from ¹UN Population Fund (2015 projections), ²World Health Organisation, Global Status Report on Violence Prevention (2014), ³UNICEF Global Databases (2014, MICS and DHS surveys), ⁴Child Helpline International Databases (2014) and ⁵CPC Learning Network, Social Services Workforce training report (2014). Data marked by a + has been provided/updated by the child protection coordination group in-country.

POPULATION ¹														
Total Population				4 803 000		Population 5-9 years		611 000						
Population 0-4 years				696 000		Population 10-19 years		1 097 000						
NATIONAL ACTION PLANS AND LAWS ²				Enforcement		VIOLENCE PREVENTION PROGRAMMES ²				Implementation				
– = no response /don't know 1 = 'Limited': up to 40% effective 2 = 'Partial': 40-79% effective 3 = 'Fully enforced': 80% or more effective						– = No response/don't know 1 = Implemented once or a few times 2 = Implemented systematically in a target community or population								
Child maltreatment action plan				–	1	2	3	Home visiting*				–	1	2
Interpersonal violence action plan				–	1	2	3	Parenting education*				–	1	2
Sexual violence action plan				–	1	2	3	Pre-school enrichment*				–	1	2
Legal age of marriage (male/female)				–	1	2	3	Youth life skills & social development training*				–	1	2
Law against child marriage				–	1	2	3	Youth mentoring*				–	1	2
Law against statutory rape				–	1	2	3	Sexual violence school & college programmes*				–	1	2
Law against female genital mutilation				–	1	2	3	Sexual violence physical environment changes*				–	1	2
Law to ban corporal punishment (all settings)				–	1	2	3	Sexual violence social & cultural norms change*				–	1	2
Law against rape in marriage				–	1	2	3	Intimate partner violence social & cultural norms change*				–	1	2
Law allowing removal of violent spouse from home				–	1	2	3	Child sexual abuse avoidance training*				–	1	2
Law against rape				–	1	2	3	SERVICES FOR VICTIMS OF VIOLENCE ² –, 1 & 2 as per Violence Prevention Programmes (above)				Implementation		
Law against non-contact sexual violence				–	1	2	3							
Law against contact sexual violence without rape				–	1	2	3	Child protection services				–	1	2
Law providing compensation for victims of violence				–	1	2	3	Medical, psychosocial and legal services (sexual violence)				–	1	2
Law providing legal representation for victims of violence				–	1	2	3	Mental health services				–	1	2
CHILD PROTECTION GOVERNANCE														
Key line ministries responsible for child protection policy				–										
Number of social service workers ⁵				–										
KEY CHILD PROTECTION INDICATORS ³							REASON FOR CALLING NATIONAL CHILD HELPLINE, 2007-2013 ⁴							
FGM/C - girls*				1.0%			No data available							
FGM/C - women*				24.0%										
FGM/C - support for the practice*				11.0%										
Child marriage - by age of 15*				29.0%										
Child marriage - by age 18*				68.0%										
Justification of wife beating - male*				75.0%										
Justification of wife beating - female*				80.0%										
Violent discipline of children - total*				92.0%										
Violent discipline of children - boys*				92.0%										
Violent discipline of children - girls*				92.0%										
Child labour - total*				29.0%										
Child labour - boys*				27.0%										
Child labour - girls*				30.0%										
Total birth registration*				61.0%										
Children living with both parents				58.3%										
Children not living with either parent - both alive				8.8%										
Children not living with either parent - both dead				1.8%										
Children not living with either parent - only father alive				1.7%										
Children not living with either parent - only mother alive				2.5%										
Children living with mother only - father alive				14.7%										
Children living with mother only - father dead				5.2%										
Children living with father only - mother alive				4.1%										
Children living with father only - mother dead				1.5%										

* = a definition is provided overleaf

Chad

This country profile provides a summary of child protection data that is intended for use in humanitarian action, to inform assessments, child protection programmes and advocacy. Data has been sourced from ¹UN Population Fund (2015 projections), ²World Health Organisation, Global Status Report on Violence Prevention (2014), ³UNICEF Global Databases (2014, MICS and DHS surveys), ⁴Child Helpline International Databases (2014) and ⁵CPC Learning Network, Social Services Workforce training report (2014). Data marked by a + has been provided/updated by the child protection coordination group in-country.

No data available

* = a definition is provided overleaf

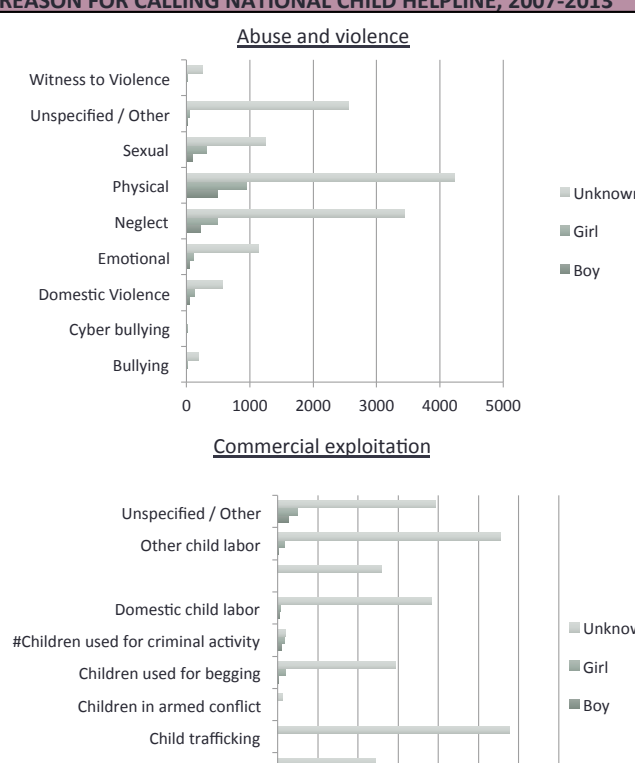
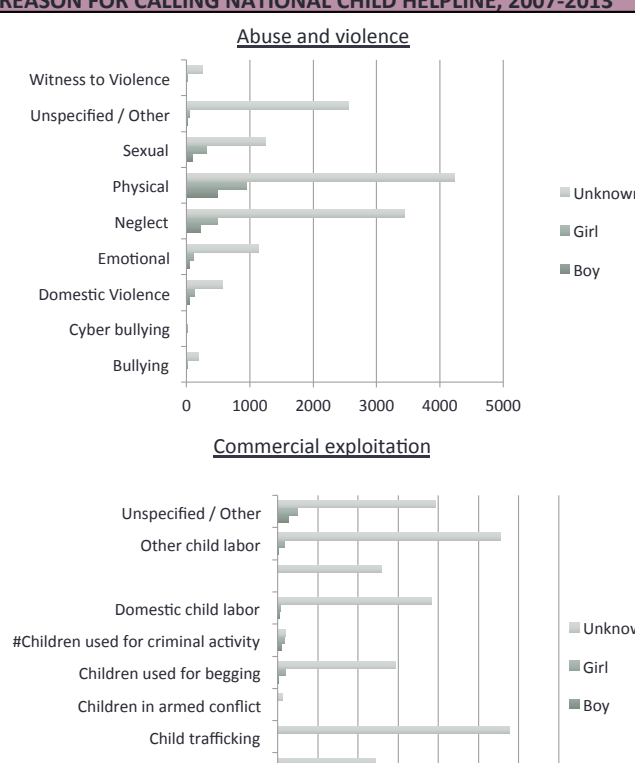
Colombia

This country profile provides a summary of child protection data that is intended for use in humanitarian action, to inform assessments, child protection programmes and advocacy.

Data has been sourced from ¹UN Population Fund (2015 projections), ²World Health Organisation, Global Status Report on Violence Prevention (2014), ³UNICEF Global Databases (2014, MICS and DHS surveys), ⁴Child Helpline International Databases (2014) and ⁵CPC Learning Network, Social Services Workforce training report (2014). Data marked by a + has been provided/updated by the child protection coordination group in-country.

POPULATION ¹									
Total Population	49 529 000	Population 5-9 years	4 494 000						
Population 0-4 years	4 457 000	Population 10-19 years	8 801 000						
NATIONAL ACTION PLANS AND LAWS ²				Enforcement		VIOLENCE PREVENTION PROGRAMMES ²			
-- = no response / don't know 1 = 'Limited': up to 40% effective 2 = 'Partial': 40-79% effective 3 = 'Fully enforced': 80% or more effective						-- = No response/don't know 1 = Implemented once or a few times 2 = Implemented systematically in a target community or population			
Child maltreatment action plan	Yes	1	2	3		Home visiting*	No	1	2
Interpersonal violence action plan	Yes	1	2	3		Parenting education*	Yes	1	2
Sexual violence action plan	Yes	1	2	3		Pre-school enrichment*	Yes	1	2
Legal age of marriage (male/female)	18/18	1	2	3		Youth life skills & social development training*	Yes	1	2
Law against child marriage	No	1	2	3		Youth mentoring*	Yes	1	2
Law against statutory rape	No	1	2	3		Sexual violence school & college programmes*	Yes	1	2
Law against female genital mutilation	No	1	2	3		Sexual violence physical environment changes*	Yes	1	2
Law to ban corporal punishment (all settings)	Yes (Yes)	1	2	3		Sexual violence social & cultural norms change*	Yes	1	2
Law against rape in marriage	Yes	1	2	3		Intimate partner violence social & cultural norms change*	Yes	1	2
Law allowing removal of violent spouse from home	Yes	1	2	3		Child sexual abuse avoidance training*	Yes	1	2
Law against rape	Yes	1	2	3		SERVICES FOR VICTIMS OF VIOLENCE² Implementation --, 1 & 2 as per Violence Prevention Programmes (above)			
Law against non-contact sexual violence	Yes	1	2	3					
Law against contact sexual violence without rape	Yes	1	2	3		Child protection services	Yes	1	2
Law providing compensation for victims of violence	Yes	1	2	3		Medical, psychosocial and legal services (sexual violence)	Yes	1	2
Law providing legal representation for victims of violence	Yes	1	2	3		Mental health services	Yes	1	2

CHILD PROTECTION GOVERNANCE									
Key line ministries responsible for child protection policy	-								
Number of social service workers ⁵	-								

KEY CHILD PROTECTION INDICATORS ³		REASON FOR CALLING NATIONAL CHILD HELPLINE, 2007-2013 ⁴	
FGM/C - girls*	—	<div><u>Abuse and violence</u></div> 	
FGM/C - women*	—		
FGM/C - support for the practice*	—		
Child marriage - by age of 15*	6%		
Child marriage - by age 18*	23%		
Justification of wife beating - male*	—		
Justification of wife beating - female*	—		
Violent discipline of children - total*	—		
Violent discipline of children - boys*	—		
Violent discipline of children - girls*	—		
Child labour - total*	10%	<div><u>Commercial exploitation</u></div> 	
Child labour - boys*	13%		
Child labour - girls*	7%		
Total birth registration*	97%		
Children living with both parents	56.10%		
Children not living with either parent - both alive	5.90%		
Children not living with either parent - both dead	0.10%		
Children not living with either parent - only father alive	0.40%		
Children not living with either parent - only mother alive	0.70%		
Children living with mother only - father alive	29.40%		
Children living with mother only - father dead	2.90%		
Children living with father only - mother alive	2.80%		
Children living with father only - mother dead	0.30%		

* = a definition is provided overleaf

Côte d'Ivoire

This country profile provides a summary of child protection data that is intended for use in humanitarian action, to inform assessments, child protection programmes and advocacy. Data has been sourced from ¹UN Population Fund (2015 projections), ²World Health Organisation, Global Status Report on Violence Prevention (2014), ³UNICEF Global Databases (2014, MICS and DHS surveys), ⁴Child Helpline International Databases (2014) and ⁵CPC Learning Network, Social Services Workforce training report (2014). Data marked by a + has been provided/updated by the child protection coordination group in-country.

POPULATION ¹			
Total Population	21 295 000	Population 5-9 years	2 806 000
Population 0-4 years	3 389 000	Population 10-19 years	4 851 000

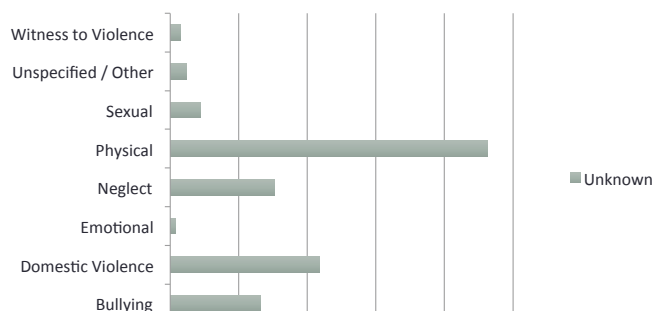
NATIONAL ACTION PLANS AND LAWS ²	Enforcement				VIOLENCE PREVENTION PROGRAMMES ²	Implementation			
- = no response /don't know 1 = 'Limited': up to 40% effective 3 = 'Fully enforced': 80% or more effective					- = No response/don't know 1 = Implemented once or a few times 2 = Implemented systematically in a target community or population				

Child maltreatment action plan	-	1	2	3	Home visiting*	-	1	2
Interpersonal violence action plan	-	1	2	3	Parenting education*	-	1	2
Sexual violence action plan	-	1	2	3	Pre-school enrichment*	-	1	2
Legal age of marriage (male/female)	-	1	2	3	Youth life skills & social development training*	-	1	2
Law against child marriage	-	1	2	3	Youth mentoring*	-	1	2
Law against statutory rape	-	1	2	3	Sexual violence school & college programmes*	-	1	2
Law against female genital mutilation	-	1	2	3	Sexual violence physical environment changes*	-	1	2
Law to ban corporal punishment (all settings)	-	1	2	3	Sexual violence social & cultural norms change*	-	1	2
Law against rape in marriage	-	1	2	3	Intimate partner violence social & cultural norms change*	-	1	2
Law allowing removal of violent spouse from home	-	1	2	3	Child sexual abuse avoidance training*	-	1	2
Law against rape	-	1	2	3	SERVICES FOR VICTIMS OF VIOLENCE ² -, 1 & 2 as per Violence Prevention Programmes (above)			
Law against non-contact sexual violence	-	1	2	3				
Law against contact sexual violence without rape	-	1	2	3	Child protection services	-	1	2
Law providing compensation for victims of violence	-	1	2	3	Medical, psychosocial and legal services (sexual violence)	-	1	2
Law providing legal representation for victims of violence	-	1	2	3	Mental health services	-	1	2

CHILD PROTECTION GOVERNANCE	
Key line ministries responsible for child protection policy	-
Number of social service workers ⁵	629

KEY CHILD PROTECTION INDICATORS ³	REASON FOR CALLING NATIONAL CHILD HELPLINE, 2007-2013 ⁴
FGM/C - girls*	10%
FGM/C - women*	38%
FGM/C - support for the practice*	14%
Child marriage - by age of 15*	10%
Child marriage - by age 18*	33%
Justification of wife beating - male*	42%
Justification of wife beating - female*	48%
Violent discipline of children - total*	91%
Violent discipline of children - boys*	91%
Violent discipline of children - girls*	91%
Child labour - total*	26%
Child labour - boys*	25%
Child labour - girls*	28%
Total birth registration*	65%
Children living with both parents	53.10%
Children not living with either parent - both alive	16.40%
Children not living with either parent - both dead	1%
Children not living with either parent - only father alive	1.20%
Children not living with either parent - only mother alive	2.50%
Children living with mother only - father alive	13.70%
Children living with mother only - father dead	2.80%
Children living with father only - mother alive	7.30%
Children living with father only - mother dead	1.20%

Abuse and violence



Commercial exploitation



* = a definition is provided overleaf



Democratic Republic of Congo

This country profile provides a summary of child protection data that is intended for use in humanitarian action, to inform assessments, child protection programmes and advocacy. Data has been sourced from ¹UN Population Fund (2015 projections), ²World Health Organisation, Global Status Report on Violence Prevention (2014), ³UNICEF Global Databases (2014, MICS and DHS surveys), ⁴Child Helpline International Databases (2014) and ⁵CPC Learning Network, Social Services Workforce training report (2014). Data marked by a + has been provided/updated by the child protection coordination group in-country.

POPULATION ¹											
Total Population	71 246 000				Population 5-9 years				10 390 000		
Population 0-4 years	12 357 000				Population 10-19 years				16 691 000		
NATIONAL ACTION PLANS AND LAWS ²				Enforcement		VIOLENCE PREVENTION PROGRAMMES ²				Implementation	
– = no response /don't know effective				1 = 'Limited': up to 40% effective 2 = 'Partial': 40-79% 3 = 'Fully enforced': 80% or more		– = No response/don't know 1 = Implemented once or a few times 2 = Implemented systematically in a target community or population					
Child maltreatment action plan	–	1	2	3	Home visiting*				–	1	2
Interpersonal violence action plan	–	1	2	3	Parenting education*				–	1	2
Sexual violence action plan	–	1	2	3	Pre-school enrichment*				–	1	2
Legal age of marriage (male/female)	–	1	2	3	Youth life skills & social development training*				–	1	2
Law against child marriage	–	1	2	3	Youth mentoring*				–	1	2
Law against statutory rape	–	1	2	3	Sexual violence school & college programmes*				–	1	2
Law against female genital mutilation	–	1	2	3	Sexual violence physical environment changes*				–	1	2
Law to ban corporal punishment (all settings)	–	1	2	3	Sexual violence social & cultural norms change*				–	1	2
Law against rape in marriage	–	1	2	3	Intimate partner violence social & cultural norms change*				–	1	2
Law allowing removal of violent spouse from home	–	1	2	3	Child sexual abuse avoidance training*				–	1	2
Law against rape	–	1	2	3	SERVICES FOR VICTIMS OF VIOLENCE ² –, 1 & 2 as per Violence Prevention Programmes (above)				Implementation		
Law against non-contact sexual violence	–	1	2	3							
Law against contact sexual violence without rape	–	1	2	3	Child protection services				–	1	2
Law providing compensation for victims of violence	–	1	2	3	Medical, psychosocial and legal services (sexual violence)				–	1	2
Law providing legal representation for victims of violence	–	1	2	3	Mental health services				–	1	2
CHILD PROTECTION GOVERNANCE											
Key line ministries responsible for child protection policy	–										
Number of social service workers ⁵	–										
KEY CHILD PROTECTION INDICATORS ³					REASON FOR CALLING NATIONAL CHILD HELPLINE, 2007-2013 ⁴						
FGM/C - girls*	–				No data available						
FGM/C - women*	–										
FGM/C - support for the practice*	–										
Child marriage - by age of 15*	9%										
Child marriage - by age 18*	39%										
Justification of wife beating - male*	–										
Justification of wife beating - female*	76%										
Violent discipline of children - total*	92%										
Violent discipline of children - boys*	92%										
Violent discipline of children - girls*	91%										
Child labour - total*	15%										
Child labour - boys*	135										
Child labour - girls*	17%										
Total birth registration*	28%										
Children living with both parents	59.70%										
Children not living with either parent - both alive	9.50%										
Children not living with either parent - both dead	1.20%										
Children not living with either parent - only father alive	1.20%										
Children not living with either parent - only mother alive	1.70%										
Children living with mother only - father alive	16.80%										
Children living with mother only - father dead	3.40%										
Children living with father only - mother alive	4.70%										
Children living with father only - mother dead	1.40%										

* = a definition is provided overleaf

Eritrea

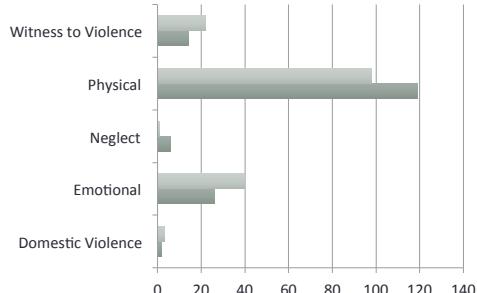
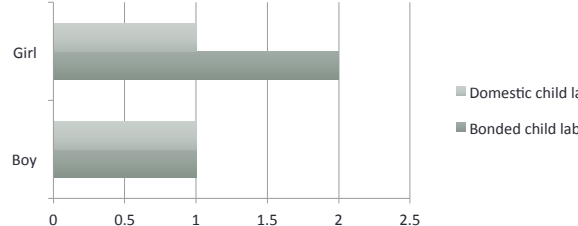
This country profile provides a summary of child protection data that is intended for use in humanitarian action, to inform assessments, child protection programmes and advocacy. Data has been sourced from ¹UN Population Fund (2015 projections), ²World Health Organisation, Global Status Report on Violence Prevention (2014), ³UNICEF Global Databases (2014, MICS and DHS surveys), ⁴Child Helpline International Databases (2014) and ⁵CPC Learning Network, Social Services Workforce training report (2014). Data marked by a + has been provided/updated by the child protection coordination group in-country.

No data available

* = a definition is provided overleaf

Ethiopia

This country profile provides a summary of child protection data that is intended for use in humanitarian action, to inform assessments, child protection programmes and advocacy. Data has been sourced from ¹UN Population Fund (2015 projections), ²World Health Organisation, Global Status Report on Violence Prevention (2014), ³UNICEF Global Databases (2014, MICS and DHS surveys), ⁴Child Helpline International Databases (2014) and ⁵CPC Learning Network, Social Services Workforce training report (2014). Data marked by a + has been provided/updated by the child protection coordination group in-country.

POPULATION ¹				
Total Population	98 942 000	Population 5-9 years	13 541 000	
Population 0-4 years	14 577 000	Population 10-19 years	24 596 000	
NATIONAL ACTION PLANS AND LAWS ²		Enforcement	VIOLENCE PREVENTION PROGRAMMES ²	
– = no response /don't know 1 = 'Limited': up to 40% effective 2 = 'Partial': 40-79% effective 3 = 'Fully enforced': 80% or more effective			– = No response/don't know 1 = Implemented once or a few times 2 = Implemented systematically in a target community or population	
Child maltreatment action plan	–	1 2 3	Home visiting*	– 1 2
Interpersonal violence action plan	–	1 2 3	Parenting education*	– 1 2
Sexual violence action plan	–	1 2 3	Pre-school enrichment*	– 1 2
Legal age of marriage (male/female)	–	1 2 3	Youth life skills & social development training*	– 1 2
Law against child marriage	–	1 2 3	Youth mentoring*	– 1 2
Law against statutory rape	–	1 2 3	Sexual violence school & college programmes*	– 1 2
Law against female genital mutilation	–	1 2 3	Sexual violence physical environment changes*	– 1 2
Law to ban corporal punishment (all settings)	–	1 2 3	Sexual violence social & cultural norms change*	– 1 2
Law against rape in marriage	–	1 2 3	Intimate partner violence social & cultural norms change*	– 1 2
Law allowing removal of violent spouse from home	–	1 2 3	Child sexual abuse avoidance training*	– 1 2
Law against rape	–	1 2 3	SERVICES FOR VICTIMS OF VIOLENCE² –, 1 & 2 as per Violence Prevention Programmes (above)	
Law against non-contact sexual violence	–	1 2 3		
Law against contact sexual violence without rape	–	1 2 3	Child protection services	– 1 2
Law providing compensation for victims of violence	–	1 2 3	Medical, psychosocial and legal services (sexual violence)	– 1 2
Law providing legal representation for victims of violence	–	1 2 3	Mental health services	– 1 2
CHILD PROTECTION GOVERNANCE				
Key line ministries responsible for child protection policy	–			
Number of social service workers ⁵	–			
KEY CHILD PROTECTION INDICATORS ³		REASON FOR CALLING NATIONAL CHILD HELPLINE, 2007-2013 ⁴		
FGM/C - girls*	24%	Abuse and violence 		
FGM/C - women*	74%			
FGM/C - support for the practice*	31%			
Child marriage - by age of 15*	16%			
Child marriage - by age 18*	41%			
Justification of wife beating - male*	45%			
Justification of wife beating - female*	68%			
Violent discipline of children - total*	–			
Violent discipline of children - boys*	–			
Violent discipline of children - girls*	–			
Child labour - total*	27%	Commercial exploitation 		
Child labour - boys*	31%			
Child labour - girls*	24%			
Total birth registration*	7%			
Children living with both parents	71.60%			
Children not living with either parent - both alive	7.60%			
Children not living with either parent - both dead	0.80%			
Children not living with either parent - only father alive	1%			
Children not living with either parent - only mother alive	1.30%			
Children living with mother only - father alive	9.30%			
Children living with mother only - father dead	5.10%			
Children living with father only - mother alive	1.80%			
Children living with father only - mother dead	1.20%			

* = a definition is provided overleaf



Guatemala

This country profile provides a summary of child protection data that is intended for use in humanitarian action, to inform assessments, child protection programmes and advocacy. Data has been sourced from ¹UN Population Fund (2015 projections), ²World Health Organisation, Global Status Report on Violence Prevention (2014), ³UNICEF Global Databases (2014, MICS and DHS surveys), ⁴Child Helpline International Databases (2014) and ⁵CPC Learning Network, Social Services Workforce training report (2014). Data marked by a + has been provided/updated by the child protection coordination group in-country.

POPULATION ¹			
Total Population	16 255 000	Population 5-9 years	2 142 000
Population 0-4 years	2 320 000	Population 10-19 years	3 764 000

NATIONAL ACTION PLANS AND LAWS ²		Enforcement	VIOLENCE PREVENTION PROGRAMMES ²		Implementation
- = no response /don't know 1 = 'Limited': up to 40% effective 2 = 'Partial': 40-79% effective 3 = 'Fully enforced': 80% or more effective			- = No response/don't know 1 = Implemented once or a few times 2 = Implemented systematically in a target community or population		

Child maltreatment action plan	Yes	1	2	3	Home visiting*	No	1	2
Interpersonal violence action plan	No	1	2	3	Parenting education*	Yes	1	2
Sexual violence action plan	Yes	1	2	3	Pre-school enrichment*	Yes	1	2
Legal age of marriage (male/female)	18/18	1	2	3	Youth life skills & social development training*	Yes	1	2
Law against child marriage	No	1	2	3	Youth mentoring*	No	1	2
Law against statutory rape	Yes	1	2	3	Sexual violence school & college programmes*	Yes	1	2
Law against female genital mutilation	No	1	2	3	Sexual violence physical environment changes*	Yes	1	2
Law to ban corporal punishment (all settings)	No	1	2	3	Sexual violence social & cultural norms change*	Yes	1	2
Law against rape in marriage	Yes	1	2	3	Intimate partner violence social & cultural norms change*	Yes	1	2
Law allowing removal of violent spouse from home	Yes	1	2	3	Child sexual abuse avoidance training*	Yes	1	2
Law against rape	Yes	1	2	3	SERVICES FOR VICTIMS OF VIOLENCE² -, 1 & 2 as per Violence Prevention Programmes (above)			
Law against non-contact sexual violence	Yes	1	2	3				
Law against contact sexual violence without rape	Yes	1	2	3	Child protection services	Yes	1	2
Law providing compensation for victims of violence	No	1	2	3	Medical, psychosocial and legal services (sexual violence)	Yes	1	2
Law providing legal representation for victims of violence	Yes	1	2	3	Mental health services	Yes	1	2

CHILD PROTECTION GOVERNANCE	
Key line ministries responsible for child protection policy	-
Number of social service workers ⁵	-

KEY CHILD PROTECTION INDICATORS ³	REASON FOR CALLING NATIONAL CHILD HELPLINE, 2007-2013 ⁴
FGM/C - girls*	-
FGM/C - women*	-
FGM/C - support for the practice*	-
Child marriage - by age of 15*	7%
Child marriage - by age 18*	30%
Justification of wife beating - male*	-
Justification of wife beating - female*	-
Violent discipline of children - total*	-
Violent discipline of children - boys*	-
Violent discipline of children - girls*	-
Child labour - total*	26%
Child labour - boys*	35%
Child labour - girls*	16%
Total birth registration*	97%
Children living with both parents	75.70%
Children not living with either parent - both alive	3.80%
Children not living with either parent - both dead	0.40%
Children not living with either parent - only father alive	0.50%
Children not living with either parent - only mother alive	0.60%
Children living with mother only - father alive	12.60%
Children living with mother only - father dead	3.30%
Children living with father only - mother alive	0.60%
Children living with father only - mother dead	1%

No data available

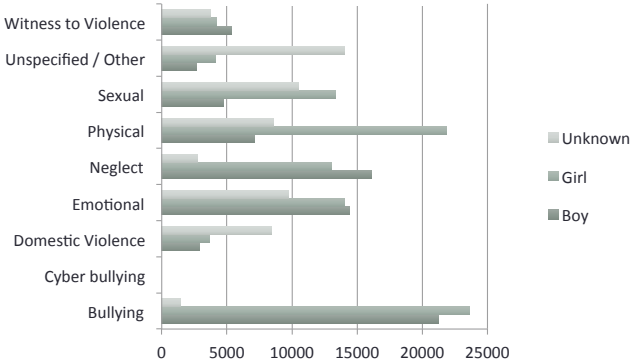

* = a definition is provided overleaf

Guinea

This country profile provides a summary of child protection data that is intended for use in humanitarian action, to inform assessments, child protection programmes and advocacy. Data has been sourced from ¹UN Population Fund (2015 projections), ²World Health Organisation, Global Status Report on Violence Prevention (2014), ³UNICEF Global Databases (2014, MICS and DHS surveys), ⁴Child Helpline International Databases (2014) and ⁵CPC Learning Network, Social Services Workforce training report (2014). Data marked by a + has been provided/updated by the child protection coordination group in-country.

POPULATION ¹											
Total Population	12 348 000			Population 5-9 years			1 708 000				
Population 0-4 years	1 945 000			Population 10-19 years			2 833 000				
NATIONAL ACTION PLANS AND LAWS ²				Enforcement		VIOLENCE PREVENTION PROGRAMMES ²				Implementation	
– = no response /don't know 1 = 'Limited': up to 40% effective 2 = 'Partial': 40-79% effective 											

CHILD PROTECTION GOVERNANCE									
Key line ministries responsible for child protection policy	-								
Number of social service workers ⁵	-								

KEY CHILD PROTECTION INDICATORS ³		REASON FOR CALLING NATIONAL CHILD HELPLINE, 2007-2013 ⁴	
FGM/C - girls*	46%	<p><u>Abuse and violence</u></p>  <p>Unknown Girl Boy</p>	
FGM/C - women*	96%		
FGM/C - support for the practice*	76%		
Child marriage - by age of 15*	21%		
Child marriage - by age 18*	52%		
Justification of wife beating - male*	66%		
Justification of wife beating - female*	92%		
Violent discipline of children - total*	–		
Violent discipline of children - boys*	–		
Violent discipline of children - girls*	–		
Child labour - total*	28%	<p><u>Commercial exploitation</u></p>  <p>Unknown Girl Boy</p>	
Child labour - boys*	29%		
Child labour - girls*	27%		
Total birth registration*	58%		
Children living with both parents	61.50%		
Children not living with either parent - both alive	13.70%		
Children not living with either parent - both dead	1%		
Children not living with either parent - only father alive	1.10%		
Children not living with either parent - only mother alive	2.20%		
Children living with mother only - father alive	9.70%		
Children living with mother only - father dead	3.40%		
Children living with father only - mother alive	5.50%		
Children living with father only - mother dead	1.50%		

* = a definition is provided overleaf



Haiti

This country profile provides a summary of child protection data that is intended for use in humanitarian action, to inform assessments, child protection programmes and advocacy. Data has been sourced from ¹UN Population Fund (2015 projections), ²World Health Organisation, Global Status Report on Violence Prevention (2014), ³UNICEF Global Databases (2014, MICS and DHS surveys), ⁴Child Helpline International Databases (2014) and ⁵CPC Learning Network, Social Services Workforce training report (2014). Data marked by a + has been provided/updated by the child protection coordination group in-country.

POPULATION ¹			
Total Population	10 604 000	Population 5-9 years	1 209 000
Population 0-4 years	1 251 000	Population 10-19 years	2 280 000

NATIONAL ACTION PLANS AND LAWS ²	Enforcement				VIOLENCE PREVENTION PROGRAMMES ²	Implementation			
- = no response /don't know 1 = 'Limited': up to 40% effective 3 = 'Fully enforced': 80% or more effective					- = No response/don't know 1 = Implemented once or a few times 2 = Implemented systematically in a target community or population				

Child maltreatment action plan	-	1	2	3	Home visiting*	-	1	2
Interpersonal violence action plan	-	1	2	3	Parenting education*	-	1	2
Sexual violence action plan	-	1	2	3	Pre-school enrichment*	-	1	2
Legal age of marriage (male/female)	-	1	2	3	Youth life skills & social development training*	-	1	2
Law against child marriage	-	1	2	3	Youth mentoring*	-	1	2
Law against statutory rape	-	1	2	3	Sexual violence school & college programmes*	-	1	2
Law against female genital mutilation	-	1	2	3	Sexual violence physical environment changes*	-	1	2
Law to ban corporal punishment (all settings)	-	1	2	3	Sexual violence social & cultural norms change*	-	1	2
Law against rape in marriage	-	1	2	3	Intimate partner violence social & cultural norms change*	-	1	2
Law allowing removal of violent spouse from home	-	1	2	3	Child sexual abuse avoidance training*	-	1	2
Law against rape	-	1	2	3	SERVICES FOR VICTIMS OF VIOLENCE² Implementation -, 1 & 2 as per Violence Prevention Programmes (above)			
Law against non-contact sexual violence	-	1	2	3				
Law against contact sexual violence without rape	-	1	2	3				
Law providing compensation for victims of violence	-	1	2	3				
Law providing legal representation for victims of violence	-	1	2	3	Child protection services	-	1	2
					Medical, psychosocial and legal services (sexual violence)	-	1	2
					Mental health services	-	1	2

CHILD PROTECTION GOVERNANCE

Key line ministries responsible for child protection policy	-
Number of social service workers ⁵	-

KEY CHILD PROTECTION INDICATORS³

KEY CHILD PROTECTION INDICATORS ³	REASON FOR CALLING NATIONAL CHILD HELPLINE, 2007-2013 ⁴
FGM/C - girls*	-
FGM/C - women*	-
FGM/C - support for the practice*	-
Child marriage - by age of 15*	3%
Child marriage - by age 18*	18%
Justification of wife beating - male*	15%
Justification of wife beating - female*	17%
Violent discipline of children - total*	85%
Violent discipline of children - boys*	85%
Violent discipline of children - girls*	84%
Child labour - total*	24%
Child labour - boys*	25%
Child labour - girls*	24%
Total birth registration*	80%
Children living with both parents	44.30%
Children not living with either parent - both alive	14.60%
Children not living with either parent - both dead	1.30%
Children not living with either parent - only father alive	1.90%
Children not living with either parent - only mother alive	2.30%
Children living with mother only - father alive	23.80%
Children living with mother only - father dead	5.20%
Children living with father only - mother alive	4.50%
Children living with father only - mother dead	1.40%

No data available

* = a definition is provided overleaf

India

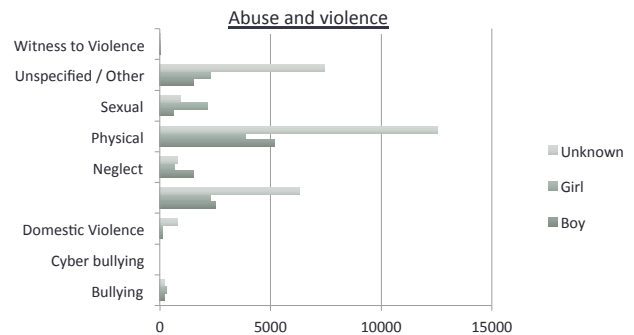
This country profile provides a summary of child protection data that is intended for use in humanitarian action, to inform assessments, child protection programmes and advocacy.

Data has been sourced from ¹UN Population Fund (2015 projections), ²World Health Organisation, Global Status Report on Violence Prevention (2014), ³UNICEF Global Databases (2014, MICS and DHS surveys), ⁴Child Helpline International Databases (2014) and ⁵CPC Learning Network, Social Services Workforce training report (2014). Data marked by a + has been provided/updated by the child protection coordination group in-country.

POPULATION ¹				
Total Population	1 282 390 000	Population 5-9 years	119 757 000	
Population 0-4 years	122 215 000	Population 10-19 years	240 720 000	
NATIONAL ACTION PLANS AND LAWS ²		Enforcement	VIOLENCE PREVENTION PROGRAMMES ²	
– = no response / don't know 1 = 'Limited': up to 40% effective 2 = 'Partial': 40-79% effective 3 = 'Fully enforced': 80% or more effective			– = No response/don't know 1 = Implemented once or a few times 2 = Implemented systematically in a target community or population	
Child maltreatment action plan	Yes	1 2 3	Home visiting*	Yes 1 2
Interpersonal violence action plan	No	1 2 3	Parenting education*	Yes 1 2
Sexual violence action plan	Yes	1 2 3	Pre-school enrichment*	Yes 1 2
Legal age of marriage (male/female)	21/18	1 2 3	Youth life skills & social development training*	Yes 1 2
Law against child marriage	Yes	1 2 3	Youth mentoring*	Yes 1 2
Law against statutory rape	Yes	1 2 3	Sexual violence school & college programmes*	Yes 1 2
Law against female genital mutilation	No	1 2 3	Sexual violence physical environment changes*	Yes 1 2
Law to ban corporal punishment (all settings)	Yes (No)	1 2 3	Sexual violence social & cultural norms change*	Yes 1 2
Law against rape in marriage	No	1 2 3	Intimate partner violence social & cultural norms change*	Yes 1 2
Law allowing removal of violent spouse from home	No	1 2 3	Child sexual abuse avoidance training*	Yes 1 2
Law against rape	Yes	1 2 3	SERVICES FOR VICTIMS OF VIOLENCE ²	
Law against non-contact sexual violence	Yes	1 2 3	–, 1 & 2 as per Violence Prevention Programmes (above)	
Law against contact sexual violence without rape	Yes	1 2 3	Child protection services	Yes 1 2
Law providing compensation for victims of violence	Yes	1 2 3	Medical, psychosocial and legal services (sexual violence)	Yes 1 2
Law providing legal representation for victims of violence	Yes	1 2 3	Mental health services	Yes 1 2

CHILD PROTECTION GOVERNANCE	
Key line ministries responsible for child protection policy	–
Number of social service workers ⁵	–

KEY CHILD PROTECTION INDICATORS ³	REASON FOR CALLING NATIONAL CHILD HELPLINE, 2007-2013 ⁴
FGM/C - girls*	–
FGM/C - women*	–
FGM/C - support for the practice*	–
Child marriage - by age of 15*	18%
Child marriage - by age 18*	47%
Justification of wife beating - male*	42%
Justification of wife beating - female*	47%
Violent discipline of children - total*	–
Violent discipline of children - boys*	–
Violent discipline of children - girls*	–
Child labour - total*	12%
Child labour - boys*	12%
Child labour - girls*	12%
Total birth registration*	84%
Children living with both parents	82.70%
Children not living with either parent - both alive	3.40%
Children not living with either parent - both dead	0.30%
Children not living with either parent - only father alive	0.30%
Children not living with either parent - only mother alive	0.20%
Children living with mother only - father alive	8.50%
Children living with mother only - father dead	2.90%
Children living with father only - mother alive	0.50%
Children living with father only - mother dead	1.20%

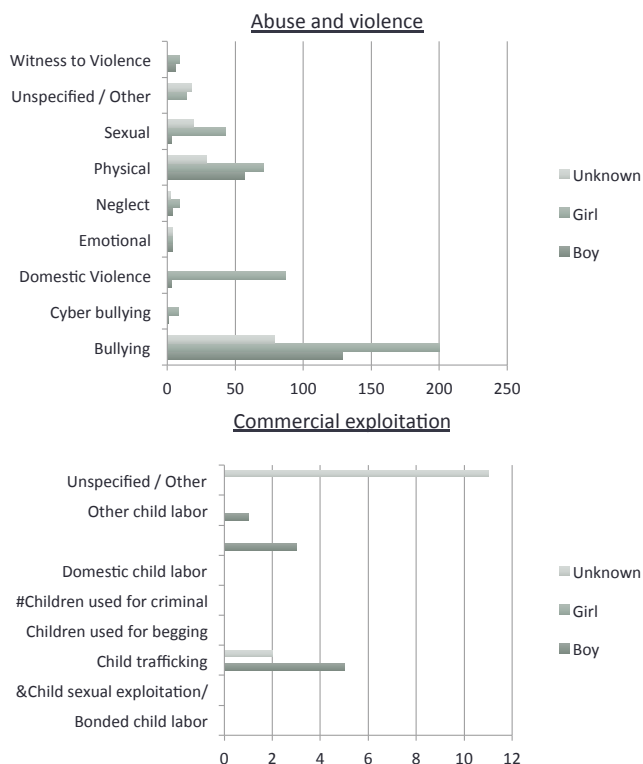


* = a definition is provided overleaf

Indonesia

This country profile provides a summary of child protection data that is intended for use in humanitarian action, to inform assessments, child protection programmes and advocacy. Data has been sourced from ¹UN Population Fund (2015 projections), ²World Health Organisation, Global Status Report on Violence Prevention (2014), ³UNICEF Global Databases (2014, MICS and DHS surveys), ⁴Child Helpline International Databases (2014) and ⁵CPC Learning Network, Social Services Workforce training report (2014). Data marked by a + has been provided/updated by the child protection coordination group in-country.

POPULATION ¹											
Total Population		255 709 000			Population 5-9 years			24 936 000			
Population 0-4 years		22 804 000			Population 10-19 years			46 494 000			
NATIONAL ACTION PLANS AND LAWS ²				Enforcement		VIOLENCE PREVENTION PROGRAMMES ²				Implementation	
– = no response /don't know 1 = 'Limited': up to 40% effective 2 = 'Partial': 40-79% effective 											



* = a definition is provided overleaf



Iraq

This country profile provides a summary of child protection data that is intended for use in humanitarian action, to inform assessments, child protection programmes and advocacy. Data has been sourced from ¹UN Population Fund (2015 projections), ²World Health Organisation, Global Status Report on Violence Prevention (2014), ³UNICEF Global Databases (2014, MICS and DHS surveys), ⁴Child Helpline International Databases (2014) and ⁵CPC Learning Network, Social Services Workforce training report (2014). Data marked by a + has been provided/updated by the child protection coordination group in-country.

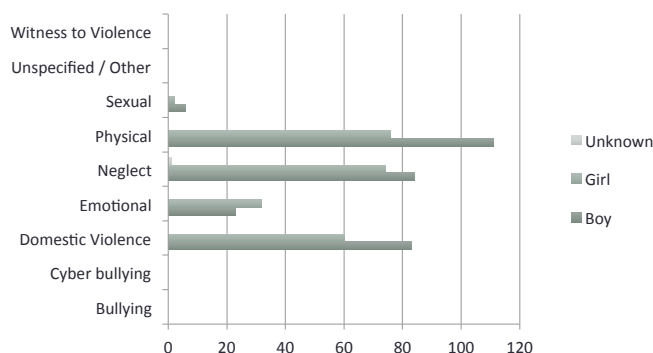
POPULATION ¹			
Total Population	35 767 000	Population 5-9 years	4 679 000
Population 0-4 years	5 078 000	Population 10-19 years	8 093 000
NATIONAL ACTION PLANS AND LAWS ²		Enforcement	VIOLENCE PREVENTION PROGRAMMES ²
- = no response /don't know 1 = 'Limited': up to 40% effective 2 = 'Partial': 40-79% effective 3 = 'Fully enforced': 80% or more effective			- = No response/don't know 1 = Implemented once or a few times 2 = Implemented systematically in a target community or population

Child maltreatment action plan	Yes	1	2	3	Home visiting*	Yes	1	2
Interpersonal violence action plan	Yes	1	2	3	Parenting education*	Yes	1	2
Sexual violence action plan	Yes	1	2	3	Pre-school enrichment*	Yes	1	2
Legal age of marriage (male/female)	18/18	1	2	3	Youth life skills & social development training*	Yes	1	2
Law against child marriage	Yes	1	2	3	Youth mentoring*	Yes	1	2
Law against statutory rape	Yes	1	2	3	Sexual violence school & college programmes*	Yes	1	2
Law against female genital mutilation	No	1	2	3	Sexual violence physical environment changes*	Yes	1	2
Law to ban corporal punishment (all settings)	Yes (Yes)	1	2	3	Sexual violence social & cultural norms change*	Yes	1	2
Law against rape in marriage	Yes	1	2	3	Intimate partner violence social & cultural norms change*	Yes	1	2
Law allowing removal of violent spouse from home	No	1	2	3	Child sexual abuse avoidance training*	No	1	2
Law against rape	Yes	1	2	3	SERVICES FOR VICTIMS OF VIOLENCE² -, 1 & 2 as per Violence Prevention Programmes (above)			
Law against non-contact sexual violence	Yes	1	2	3				
Law against contact sexual violence without rape	Yes	1	2	3	Child protection services	Yes	1	2
Law providing compensation for victims of violence	Yes	1	2	3	Medical, psychosocial and legal services (sexual violence)	Yes	1	2
Law providing legal representation for victims of violence	Yes	1	2	3	Mental health services	Yes	1	2

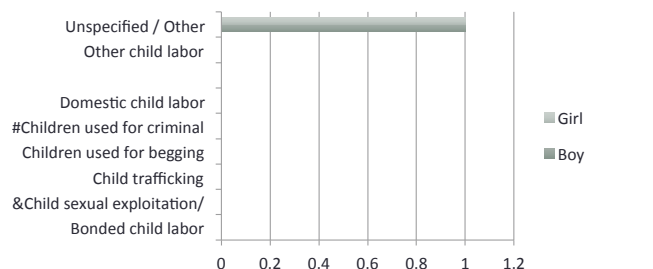
CHILD PROTECTION GOVERNANCE	
Key line ministries responsible for child protection policy	-
Number of social service workers ⁵	-

KEY CHILD PROTECTION INDICATORS ³	REASON FOR CALLING NATIONAL CHILD HELPLINE, 2007-2013 ⁴
FGM/C - girls*	-
FGM/C - women*	3%
FGM/C - support for the practice*	8%
Child marriage - by age of 15*	5%
Child marriage - by age 18*	24%
Justification of wife beating - male*	-
Justification of wife beating - female*	51%
Violent discipline of children - total*	79%
Violent discipline of children - boys*	81%
Violent discipline of children - girls*	77%
Child labour - total*	5%
Child labour - boys*	5%
Child labour - girls*	4%
Total birth registration*	99%
Children living with both parents	92%
Children not living with either parent - both alive	1.10%
Children not living with either parent - both dead	0.40%
Children not living with either parent - only father alive	0.10%
Children not living with either parent - only mother alive	0.20%
Children living with mother only - father alive	1.20%
Children living with mother only - father dead	3.80%
Children living with father only - mother alive	0.50%
Children living with father only - mother dead	0.70%

Abuse and violence



Commercial exploitation



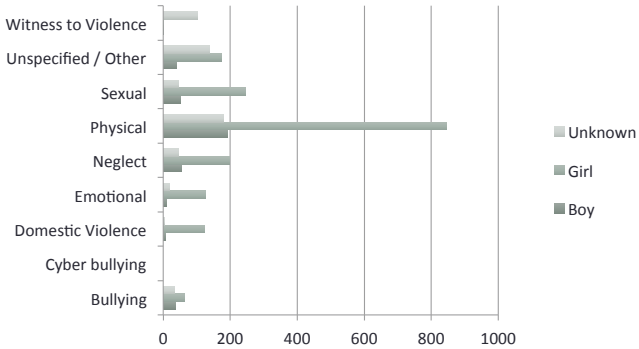
* = a definition is provided overleaf

Jordan

This country profile provides a summary of child protection data that is intended for use in humanitarian action, to inform assessments, child protection programmes and advocacy. Data has been sourced from ¹UN Population Fund (2015 projections), ²World Health Organisation, Global Status Report on Violence Prevention (2014), ³UNICEF Global Databases (2014, MICS and DHS surveys), ⁴Child Helpline International Databases (2014) and ⁵CPC Learning Network, Social Services Workforce training report (2014). Data marked by a + has been provided/updated by the child protection coordination group in-country.

POPULATION ¹									
Total Population	7 690 000	Population 5-9 years	877 000						
Population 0-4 years	961 000	Population 10-19 years	1 436 000						
NATIONAL ACTION PLANS AND LAWS ²					VIOLENCE PREVENTION PROGRAMMES ²				
Enforcement					Implementation				
- = no response /don't know 1 = 'Limited': up to 40% effective 2 = 'Partial': 40-79% effective 3 = 'Fully enforced': 80% or more effective					- = No response/don't know 1 = Implemented once or a few times 2 = Implemented systematically in a target community or population				
Child maltreatment action plan	Yes	1	2	3	Home visiting*	No	1	2	
Interpersonal violence action plan	Yes	1	2	3	Parenting education*	Yes	1	2	
Sexual violence action plan	Yes	1	2	3	Pre-school enrichment*	No	1	2	
Legal age of marriage (male/female)	18/18	1	2	3	Youth life skills & social development training*	Yes	1	2	
Law against child marriage	Yes	1	2	3	Youth mentoring*	Yes	1	2	
Law against statutory rape	Yes	1	2	3	Sexual violence school & college programmes*	Yes	1	2	
Law against female genital mutilation	No	1	2	3	Sexual violence physical environment changes*	No	1	2	
Law to ban corporal punishment (all settings)	Yes (No)	1	2	3	Sexual violence social & cultural norms change*	Yes	1	2	
Law against rape in marriage	No	1	2	3	Intimate partner violence social & cultural norms change*	Yes	1	2	
Law allowing removal of violent spouse from home	Yes	1	2	3	Child sexual abuse avoidance training*	Yes	1	2	
Law against rape	Yes	1	2	3	SERVICES FOR VICTIMS OF VIOLENCE ² -, 1 & 2 as per Violence Prevention Programmes (above)				
Law against non-contact sexual violence	Yes	1	2	3					
Law against contact sexual violence without rape	Yes	1	2	3	Child protection services	Yes	1	2	
Law providing compensation for victims of violence	No	1	2	3	Medical, psychosocial and legal services (sexual violence)	Yes	1	2	
Law providing legal representation for victims of violence	Yes	1	2	3	Mental health services	Yes	1	2	

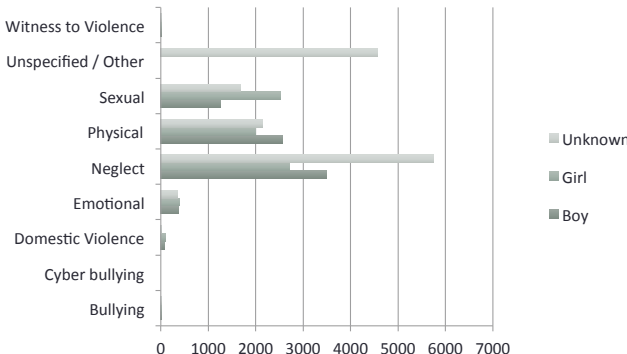

CHILD PROTECTION GOVERNANCE									
Key line ministries responsible for child protection policy	-								
Number of social service workers ⁵	-								

KEY CHILD PROTECTION INDICATORS ³		REASON FOR CALLING NATIONAL CHILD HELPLINE, 2007-2013 ⁴	
FGM/C - girls*	—	<div><u>Abuse and violence</u></div>  <div><u>Commercial exploitation</u></div>	
FGM/C - women*	—		
FGM/C - support for the practice*	—		
Child marriage - by age of 15*	0%		
Child marriage - by age 18*	8%		
Justification of wife beating - male*	—		
Justification of wife beating - female*	70%		
Violent discipline of children - total*	90%		
Violent discipline of children - boys*	91%		
Violent discipline of children - girls*	89%		
Child labour - total*	2%		
Child labour - boys*	3%		
Child labour - girls*	0%		
Total birth registration*	99%		
Children living with both parents	93.20%		
Children not living with either parent - both alive	0.50%		
Children not living with either parent - both dead	0.10%		
Children not living with either parent - only father alive	0.10%		
Children not living with either parent - only mother alive	0.10%		
Children living with mother only - father alive	2.60%		
Children living with mother only - father dead	2.20%		
Children living with father only - mother alive	0.80%		
Children living with father only - mother dead	0.50%		

* = a definition is provided overleaf

Kenya

This country profile provides a summary of child protection data that is intended for use in humanitarian action, to inform assessments, child protection programmes and advocacy. Data has been sourced from ¹UN Population Fund (2015 projections), ²World Health Organisation, Global Status Report on Violence Prevention (2014), ³UNICEF Global Databases (2014, MICS and DHS surveys), ⁴Child Helpline International Databases (2014) and ⁵CPC Learning Network, Social Services Workforce training report (2014). Data marked by a + has been provided/updated by the child protection coordination group in-country.

POPULATION ¹												
Total Population		46 749 000			Population 5-9 years			6 584 000				
Population 0-4 years		7 221 000			Population 10-19 years			10 535 000				
NATIONAL ACTION PLANS AND LAWS ²				Enforcement		VIOLENCE PREVENTION PROGRAMMES ²				Implementation		
– = no response /don't know 1 = 'Limited': up to 40% effective 2 = 'Partial': 40-79% effective 3 = 'Fully enforced': 80% or more effective						– = No response/don't know 1 = Implemented once or a few times 2 = Implemented systematically in a target community or population						
Child maltreatment action plan		No	1	2	3	Home visiting*				Yes	1	2
Interpersonal violence action plan		No	1	2	3	Parenting education*				Yes	1	2
Sexual violence action plan		No	1	2	3	Pre-school enrichment*				No	1	2
Legal age of marriage (male/female)		18/18	1	2	3	Youth life skills & social development training*				Yes	1	2
Law against child marriage		Yes	1	2	3	Youth mentoring*				Yes	1	2
Law against statutory rape		Yes	1	2	3	Sexual violence school & college programmes*				Yes	1	2
Law against female genital mutilation		Yes	1	2	3	Sexual violence physical environment changes*				Yes	1	2
Law to ban corporal punishment (all settings)		Yes (Yes)	1	2	3	Sexual violence social & cultural norms change*				Yes	1	2
Law against rape in marriage		Yes	1	2	3	Intimate partner violence social & cultural norms change*				Yes	1	2
Law allowing removal of violent spouse from home		Yes	1	2	3	Child sexual abuse avoidance training*				Yes	1	2
Law against rape		Yes	1	2	3	SERVICES FOR VICTIMS OF VIOLENCE ²				Implementation		
Law against non-contact sexual violence		Yes	1	2	3	–, 1 & 2 as per Violence Prevention Programmes (above)						
Law against contact sexual violence without rape		Yes	1	2	3	Child protection services				Yes	1	2
Law providing compensation for victims of violence		Yes	1	2	3	Medical, psychosocial and legal services (sexual violence)				Yes	1	2
Law providing legal representation for victims of violence		Yes	1	2	3	Mental health services				Yes	1	2
CHILD PROTECTION GOVERNANCE												
Key line ministries responsible for child protection policy		–										
Number of social service workers ⁵		–										
KEY CHILD PROTECTION INDICATORS ³					REASON FOR CALLING NATIONAL CHILD HELPLINE, 2007-2013 ⁴							
FGM/C - girls*		8%			<div><p><u>Abuse and violence</u></p></div>							
FGM/C - women*		27%										
FGM/C - support for the practice*		10%										
Child marriage - by age of 15*		6%										
Child marriage - by age 18*		26%										
Justification of wife beating - male*		44%										
Justification of wife beating - female*		53%										
Violent discipline of children - total*		–										
Violent discipline of children - boys*		–										
Violent discipline of children - girls*		–										
Child labour - total*		26%			<div><p><u>Commercial exploitation</u></p></div>							
Child labour - boys*		27%										
Child labour - girls*		25%										
Total birth registration*		60%										
Children living with both parents		52.30%										
Children not living with either parent - both alive		8.50%										
Children not living with either parent - both dead		1.70%										
Children not living with either parent - only father alive		1.10%										
Children not living with either parent - only mother alive		1.20%										
Children living with mother only - father alive		25.50%										
Children living with mother only - father dead		5.80%										
Children living with father only - mother alive		2.70%										
Children living with father only - mother dead		1.10%										

* = a definition is provided overleaf

Lebanon

This country profile provides a summary of child protection data that is intended for use in humanitarian action, to inform assessments, child protection programmes and advocacy. Data has been sourced from ¹UN Population Fund (2015 projections), ²World Health Organisation, Global Status Report on Violence Prevention (2014), ³UNICEF Global Databases (2014, MICS and DHS surveys), ⁴Child Helpline International Databases (2014) and ⁵CPC Learning Network, Social Services Workforce training report (2014). Data marked by a + has been provided/updated by the child protection coordination group in-country.

No data available

* = a definition is provided overleaf

Liberia

This country profile provides a summary of child protection data that is intended for use in humanitarian action, to inform assessments, child protection programmes and advocacy. Data has been sourced from ¹UN Population Fund (2015 projections), ²World Health Organisation, Global Status Report on Violence Prevention (2014), ³UNICEF Global Databases (2014, MICS and DHS surveys), ⁴Child Helpline International Databases (2014) and ⁵CPC Learning Network, Social Services Workforce training report (2014). Data marked by a + has been provided/updated by the child protection coordination group in-country.

POPULATION ¹												
Total Population	4 503 000				Population 5-9 years				637 000			
Population 0-4 years	701 000				Population 10-19 years				1 044 000			
NATIONAL ACTION PLANS AND LAWS ²				Enforcement			VIOLENCE PREVENTION PROGRAMMES ²				Implementation	
– = no response /don't know 1 = 'Limited': up to 40% effective 2 = 'Partial': 40-79% effective 3 = 'Fully enforced': 80% or more effective							– = No response/don't know 1 = Implemented once or a few times 2 = Implemented systematically in a target community or population					
Child maltreatment action plan	Yes	1	2	3	Home visiting*				Yes	1	2	
Interpersonal violence action plan	Yes	1	2	3	Parenting education*				Yes	1	2	
Sexual violence action plan	Yes	1	2	3	Pre-school enrichment*				Yes	1	2	
Legal age of marriage (male/female)	18/18	1	2	3	Youth life skills & social development training*				Yes	1	2	
Law against child marriage	Yes	1	2	3	Youth mentoring*				Yes	1	2	
Law against statutory rape	Yes	1	2	3	Sexual violence school & college programmes*				Yes	1	2	
Law against female genital mutilation	No	1	2	3	Sexual violence physical environment changes*				No	1	2	
Law to ban corporal punishment (all settings)	No	1	2	3	Sexual violence social & cultural norms change*				Yes	1	2	
Law against rape in marriage	No	1	2	3	Intimate partner violence social & cultural norms change*				Yes	1	2	
Law allowing removal of violent spouse from home	Yes	1	2	3	Child sexual abuse avoidance training*				Yes	1	2	
Law against rape	Yes	1	2	3	SERVICES FOR VICTIMS OF VIOLENCE ² –, 1 & 2 as per Violence Prevention Programmes (above)				Implementation			
Law against non-contact sexual violence	Yes	1	2	3								
Law against contact sexual violence without rape	Yes	1	2	3	Child protection services				Yes	1	2	
Law providing compensation for victims of violence	No	1	2	3	Medical, psychosocial and legal services (sexual violence)				Yes	1	2	
Law providing legal representation for victims of violence	Yes	1	2	3	Mental health services				Yes	1	2	
CHILD PROTECTION GOVERNANCE												
Key line ministries responsible for child protection policy	–											
Number of social service workers ⁵	–											
KEY CHILD PROTECTION INDICATORS ³					REASON FOR CALLING NATIONAL CHILD HELPLINE, 2007-2013 ⁴							
FGM/C - girls*	–				No data available							
FGM/C - women*	66%											
FGM/C - support for the practice*	45%											
Child marriage - by age of 15*	11%											
Child marriage - by age 18*	38%											
Justification of wife beating - male*	30%											
Justification of wife beating - female*	59%											
Violent discipline of children - total*	90%											
Violent discipline of children - boys*	90%											
Violent discipline of children - girls*	90%											
Child labour - total*	21%											
Child labour - boys*	21%											
Child labour - girls*	21%											
Total birth registration*	4%											
Children living with both parents	43.70%											
Children not living with either parent - both alive	21.50%											
Children not living with either parent - both dead	0.50%											
Children not living with either parent - only father alive	0.90%											
Children not living with either parent - only mother alive	2%											
Children living with mother only - father alive	20%											
Children living with mother only - father dead	3.20%											
Children living with father only - mother alive	7.20%											
Children living with father only - mother dead	0.50%											

* = a definition is provided overleaf

No data available

Libya

This country profile provides a summary of child protection data that is intended for use in humanitarian action, to inform assessments, child protection programmes and advocacy. Data has been sourced from ¹UN Population Fund (2015 projections), ²World Health Organisation, Global Status Report on Violence Prevention (2014), ³UNICEF Global Databases (2014, MICS and DHS surveys), ⁴Child Helpline International Databases (2014) and ⁵CPC Learning Network, Social Services Workforce training report (2014). Data marked by a + has been provided/updated by the child protection coordination group in-country.

POPULATION ¹										
Total Population				6 317 000			Population 5-9 years			636 000
Population 0-4 years				631 000			Population 10-19 years			1 118 000
NATIONAL ACTION PLANS AND LAWS ²				Enforcement			VIOLENCE PREVENTION PROGRAMMES ²			Implementation
– = no response /don't know 1 = 'Limited': up to 40% effective 2 = 'Partial': 40-79% effective 3 = 'Fully enforced': 80% or more effective							– = No response/don't know 1 = Implemented once or a few times 2 = Implemented systematically in a target community or population			
Child maltreatment action plan				– 1 2 3			Home visiting*			– 1 2
Interpersonal violence action plan				– 1 2 3			Parenting education*			– 1 2
Sexual violence action plan				– 1 2 3			Pre-school enrichment*			– 1 2
Legal age of marriage (male/female)				– 1 2 3			Youth life skills & social development training*			– 1 2
Law against child marriage				– 1 2 3			Youth mentoring*			– 1 2
Law against statutory rape				– 1 2 3			Sexual violence school & college programmes*			– 1 2
Law against female genital mutilation				– 1 2 3			Sexual violence physical environment changes*			– 1 2
Law to ban corporal punishment (all settings)				– 1 2 3			Sexual violence social & cultural norms change*			– 1 2
Law against rape in marriage				– 1 2 3			Intimate partner violence social & cultural norms change*			– 1 2
Law allowing removal of violent spouse from home				– 1 2 3			Child sexual abuse avoidance training*			– 1 2
Law against rape				– 1 2 3			SERVICES FOR VICTIMS OF VIOLENCE ² Implementation –, 1 & 2 as per Violence Prevention Programmes (above)			
Law against non-contact sexual violence				– 1 2 3						
Law against contact sexual violence without rape				– 1 2 3			Child protection services			– 1 2
Law providing compensation for victims of violence				– 1 2 3			Medical, psychosocial and legal services (sexual violence)			– 1 2
Law providing legal representation for victims of violence				– 1 2 3			Mental health services			– 1 2
CHILD PROTECTION GOVERNANCE										
Key line ministries responsible for child protection policy				–						
Number of social service workers ⁵				–						
KEY CHILD PROTECTION INDICATORS ³						REASON FOR CALLING NATIONAL CHILD HELPLINE, 2007-2013 ⁴				
FGM/C - girls*						–				
FGM/C - women*						–				
FGM/C - support for the practice*						–				
Child marriage - by age of 15*						–				
Child marriage - by age 18*						–				
Justification of wife beating - male*						–				
Justification of wife beating - female*						–				
Violent discipline of children - total*						–				
Violent discipline of children - boys*						–				
Violent discipline of children - girls*						–				
Child labour - total*						–				
Child labour - boys*						–				
Child labour - girls*						–				
Total birth registration*						–				
Children living with both parents						–				
Children not living with either parent - both alive						–				
Children not living with either parent - both dead						–				
Children not living with either parent - only father alive						–				
Children not living with either parent - only mother alive						–				
Children living with mother only - father alive						–				
Children living with mother only - father dead						–				
Children living with father only - mother alive						–				
Children living with father only - mother dead						–				

* = a definition is provided overleaf

No data available



Mali

This country profile provides a summary of child protection data that is intended for use in humanitarian action, to inform assessments, child protection programmes and advocacy. Data has been sourced from ¹UN Population Fund (2015 projections), ²World Health Organisation, Global Status Report on Violence Prevention (2014), ³UNICEF Global Databases (2014, MICS and DHS surveys), ⁴Child Helpline International Databases (2014) and ⁵CPC Learning Network, Social Services Workforce training report (2014). Data marked by a + has been provided/updated by the child protection coordination group in-country.

POPULATION ¹			
Total Population	16 259 000	Population 5-9 years	2 515 000
Population 0-4 years	3 129 000	Population 10-19 years	3 798 000

NATIONAL ACTION PLANS AND LAWS ²	Enforcement				VIOLENCE PREVENTION PROGRAMMES ²	Implementation			
- = no response /don't know 1 = 'Limited': up to 40% effective 3 = 'Fully enforced': 80% or more effective					- = No response/don't know 1 = Implemented once or a few times 2 = Implemented systematically in a target community or population				

Child maltreatment action plan	-	1	2	3	Home visiting*	-	1	2
Interpersonal violence action plan	-	1	2	3	Parenting education*	-	1	2
Sexual violence action plan	-	1	2	3	Pre-school enrichment*	-	1	2
Legal age of marriage (male/female)	-	1	2	3	Youth life skills & social development training*	-	1	2
Law against child marriage	-	1	2	3	Youth mentoring*	-	1	2
Law against statutory rape	-	1	2	3	Sexual violence school & college programmes*	-	1	2
Law against female genital mutilation	-	1	2	3	Sexual violence physical environment changes*	-	1	2
Law to ban corporal punishment (all settings)	-	1	2	3	Sexual violence social & cultural norms change*	-	1	2
Law against rape in marriage	-	1	2	3	Intimate partner violence social & cultural norms change*	-	1	2
Law allowing removal of violent spouse from home	-	1	2	3	Child sexual abuse avoidance training*	-	1	2
Law against rape	-	1	2	3	SERVICES FOR VICTIMS OF VIOLENCE² Implementation -, 1 & 2 as per Violence Prevention Programmes (above)			
Law against non-contact sexual violence	-	1	2	3				
Law against contact sexual violence without rape	-	1	2	3	Child protection services	-	1	2
Law providing compensation for victims of violence	-	1	2	3	Medical, psychosocial and legal services (sexual violence)	-	1	2
Law providing legal representation for victims of violence	-	1	2	3	Mental health services	-	1	2

CHILD PROTECTION GOVERNANCE			
Key line ministries responsible for child protection policy			-
Number of social service workers ⁵			-

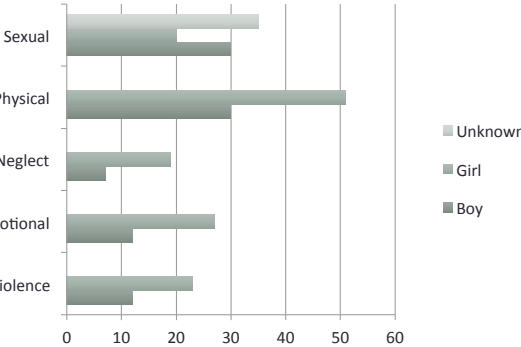
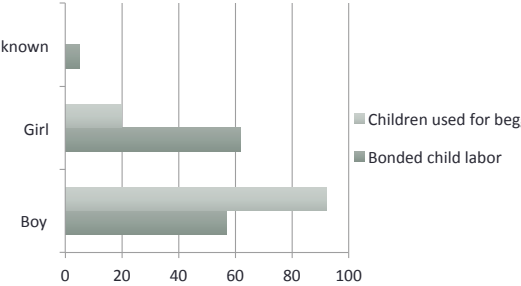
KEY CHILD PROTECTION INDICATORS ³	REASON FOR CALLING NATIONAL CHILD HELPLINE, 2007-2013 ⁴
FGM/C - girls*	74%
FGM/C - women*	89%
FGM/C - support for the practice*	73%
Child marriage - by age of 15*	15%
Child marriage - by age 18*	55%
Justification of wife beating - male*	-
Justification of wife beating - female*	87%
Violent discipline of children - total*	-
Violent discipline of children - boys*	-
Violent discipline of children - girls*	-
Child labour - total*	21%
Child labour - boys*	22%
Child labour - girls*	21%
Total birth registration*	81%
Children living with both parents	69%
Children not living with either parent - both alive	10.20%
Children not living with either parent - both dead	0.80%
Children not living with either parent - only father alive	0.70%
Children not living with either parent - only mother alive	1.20%
Children living with mother only - father alive	9.80%
Children living with mother only - father dead	3.40%
Children living with father only - mother alive	2.50%
Children living with father only - mother dead	1.30%

No data available

* = a definition is provided overleaf

Mauritania

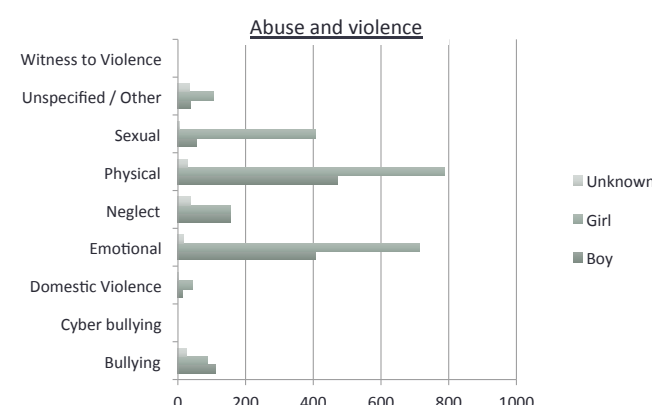
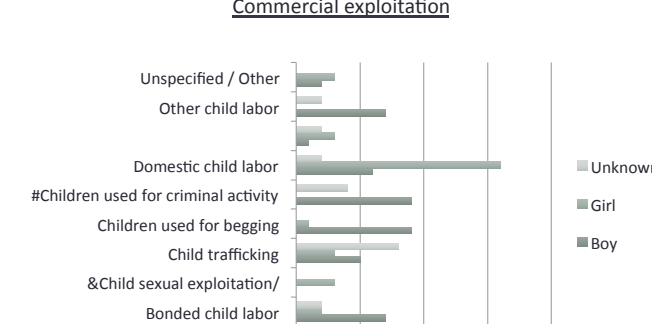
This country profile provides a summary of child protection data that is intended for use in humanitarian action, to inform assessments, child protection programmes and advocacy. Data has been sourced from ¹UN Population Fund (2015 projections), ²World Health Organisation, Global Status Report on Violence Prevention (2014), ³UNICEF Global Databases (2014, MICS and DHS surveys), ⁴Child Helpline International Databases (2014) and ⁵CPC Learning Network, Social Services Workforce training report (2014). Data marked by a + has been provided/updated by the child protection coordination group in-country.

POPULATION ¹												
Total Population	4 080 000			Population 5-9 years			537 000					
Population 0-4 years	602 000			Population 10-19 years			902 000					
NATIONAL ACTION PLANS AND LAWS ²				Enforcement			VIOLENCE PREVENTION PROGRAMMES ²			Implementation		
– = no response /don't know 1 = 'Limited': up to 40% effective 2 = 'Partial': 40-79% effective 3 = 'Fully enforced': 80% or more effective							– = No response/don't know 1 = Implemented once or a few times 2 = Implemented systematically in a target community or population					
Child maltreatment action plan	No	1	2	3	Home visiting*			Yes	1	2		
Interpersonal violence action plan	No	1	2	3	Parenting education*			Yes	1	2		
Sexual violence action plan	No	1	2	3	Pre-school enrichment*			No	1	2		
Legal age of marriage (male/female)	18/18	1	2	3	Youth life skills & social development training*			No	1	2		
Law against child marriage	Yes	1	2	3	Youth mentoring*			No	1	2		
Law against statutory rape	Yes	1	2	3	Sexual violence school & college programmes*			No	1	2		
Law against female genital mutilation	Yes	1	2	3	Sexual violence physical environment changes*			No	1	2		
Law to ban corporal punishment (all settings)	Yes (Yes)	1	2	3	Sexual violence social & cultural norms change*			No	1	2		
Law against rape in marriage	–	1	2	3	Intimate partner violence social & cultural norms change*			No	1	2		
Law allowing removal of violent spouse from home	–	1	2	3	Child sexual abuse avoidance training*			Yes	1	2		
Law against rape	No	1	2	3	SERVICES FOR VICTIMS OF VIOLENCE ² –, 1 & 2 as per Violence Prevention Programmes (above)			Implementation				
Law against non-contact sexual violence	No	1	2	3								
Law against contact sexual violence without rape	No	1	2	3	Child protection services			No	1	2		
Law providing compensation for victims of violence	No	1	2	3	Medical, psychosocial and legal services (sexual violence)			No	1	2		
Law providing legal representation for victims of violence	Yes	1	2	3	Mental health services			No	1	2		
CHILD PROTECTION GOVERNANCE												
Key line ministries responsible for child protection policy				–								
Number of social service workers ⁵				–								
KEY CHILD PROTECTION INDICATORS ³				REASON FOR CALLING NATIONAL CHILD HELPLINE, 2007-2013 ⁴								
FGM/C - girls*	54%			<div>Abuse and violence</div> 								
FGM/C - women*	69%											
FGM/C - support for the practice*	41%											
Child marriage - by age of 15*	14%											
Child marriage - by age 18*	34%											
Justification of wife beating - male*	–			<div>Commercial exploitation</div> 								
Justification of wife beating - female*	38%											
Violent discipline of children - total*	87%											
Violent discipline of children - boys*	87%											
Violent discipline of children - girls*	87%											
Child labour - total*	15%											
Child labour - boys*	14%											
Child labour - girls*	15%											
Total birth registration*	59%											
Children living with both parents	64.60%											
Children not living with either parent - both alive	7.30%											
Children not living with either parent - both dead	0.30%											
Children not living with either parent - only father alive	0.70%											
Children not living with either parent - only mother alive	1%											
Children living with mother only - father alive	18.60%											
Children living with mother only - father dead	4.30%											
Children living with father only - mother alive	1.80%											
Children living with father only - mother dead	0.80%											

* = a definition is provided overleaf

Mozambique

This country profile provides a summary of child protection data that is intended for use in humanitarian action, to inform assessments, child protection programmes and advocacy. Data has been sourced from ¹UN Population Fund (2015 projections), ²World Health Organisation, Global Status Report on Violence Prevention (2014), ³UNICEF Global Databases (2014, MICS and DHS surveys), ⁴Child Helpline International Databases (2014) and ⁵CPC Learning Network, Social Services Workforce training report (2014). Data marked by a + has been provided/updated by the child protection coordination group in-country.

POPULATION ¹				
Total Population	27 122 000	Population 5-9 years	4 079 000	
Population 0-4 years	4 538 000	Population 10-19 years	6 502 000	
NATIONAL ACTION PLANS AND LAWS ²		Enforcement	VIOLENCE PREVENTION PROGRAMMES ²	
– = no response /don't know 1 = 'Limited': up to 40% effective 3 = 'Fully enforced': 80% or more effective			– = No response/don't know 1 = Implemented once or a few times 2 = Implemented systematically in a target community or population	
Child maltreatment action plan	Yes	1 2 3	Home visiting*	Yes 1 2
Interpersonal violence action plan	Yes	1 2 3	Parenting education*	Yes 1 2
Sexual violence action plan	Yes	1 2 3	Pre-school enrichment*	Yes 1 2
Legal age of marriage (male/female)	18/18	1 2 3	Youth life skills & social development training*	Yes 1 2
Law against child marriage	No	1 2 3	Youth mentoring*	No 1 2
Law against statutory rape	Yes	1 2 3	Sexual violence school & college programmes*	Yes 1 2
Law against female genital mutilation	No	1 2 3	Sexual violence physical environment changes*	No 1 2
Law to ban corporal punishment (all settings)	Yes (Yes)	1 2 3	Sexual violence social & cultural norms change*	Yes 1 2
Law against rape in marriage	Yes	1 2 3	Intimate partner violence social & cultural norms change*	Yes 1 2
Law allowing removal of violent spouse from home	No	1 2 3	Child sexual abuse avoidance training*	Yes 1 2
Law against rape	Yes	1 2 3	SERVICES FOR VICTIMS OF VIOLENCE ²	
Law against non-contact sexual violence	Yes	1 2 3	–, 1 & 2 as per Violence Prevention Programmes (above)	
Law against contact sexual violence without rape	Yes	1 2 3	Child protection services	Yes 1 2
Law providing compensation for victims of violence	No	1 2 3	Medical, psychosocial and legal services (sexual violence)	Yes 1 2
Law providing legal representation for victims of violence	Yes	1 2 3	Mental health services	Yes 1 2
CHILD PROTECTION GOVERNANCE				
Key line ministries responsible for child protection policy	–			
Number of social service workers ⁵	–			
KEY CHILD PROTECTION INDICATORS ³		REASON FOR CALLING NATIONAL CHILD HELPLINE, 2007-2013 ⁴		
FGM/C - girls*	–			
FGM/C - women*	–			
FGM/C - support for the practice*	–			
Child marriage - by age of 15*	14%			
Child marriage - by age 18*	48%			
Justification of wife beating - male*	20%			
Justification of wife beating - female*	23%			
Violent discipline of children - total*	–			
Violent discipline of children - boys*	–			
Violent discipline of children - girls*	–			
Child labour - total*	22%			
Child labour - boys*	21%			
Child labour - girls*	24%			
Total birth registration*	48%			
Children living with both parents	52.30%			
Children not living with either parent - both alive	11%			
Children not living with either parent - both dead	1.70%			
Children not living with either parent - only father alive	2.20%			
Children not living with either parent - only mother alive	2.60%			
Children living with mother only - father alive	20.30%			
Children living with mother only - father dead	5.40%			
Children living with father only - mother alive	3.20%			
Children living with father only - mother dead	1%			

* = a definition is provided overleaf



Myanmar

This country profile provides a summary of child protection data that is intended for use in humanitarian action, to inform assessments, child protection programmes and advocacy. Data has been sourced from ¹UN Population Fund (2015 projections), ²World Health Organisation, Global Status Report on Violence Prevention (2014), ³UNICEF Global Databases (2014, MICS and DHS surveys), ⁴Child Helpline International Databases (2014) and ⁵CPC Learning Network, Social Services Workforce training report (2014). Data marked by a + has been provided/updated by the child protection coordination group in-country.

POPULATION ¹											
Total Population	54 164 000			Population 5-9 years			4 356 000				
Population 0-4 years	4 346 000			Population 10-19 years			9 064 000				
NATIONAL ACTION PLANS AND LAWS ²				Enforcement			VIOLENCE PREVENTION PROGRAMMES ²			Implementation	
– = no response /don't know 1 = 'Limited': up to 40% effective 2 = 'Partial': 40-79% effective 3 = 'Fully enforced': 80% or more effective							– = No response/don't know 1 = Implemented once or a few times 2 = Implemented systematically in a target community or population				
Child maltreatment action plan	Yes	1	2	3	Home visiting*			Yes	1	2	
Interpersonal violence action plan	Yes	1	2	3	Parenting education*			Yes	1	2	
Sexual violence action plan	Yes	1	2	3	Pre-school enrichment*			Yes	1	2	
Legal age of marriage (male/female)	20/20	1	2	3	Youth life skills & social development training*			Yes	1	2	
Law against child marriage	No	1	2	3	Youth mentoring*			Yes	1	2	
Law against statutory rape	Yes	1	2	3	Sexual violence school & college programmes*			Yes	1	2	
Law against female genital mutilation	No	1	2	3	Sexual violence physical environment changes*			Yes	1	2	
Law to ban corporal punishment (all settings)	Yes (Yes)	1	2	3	Sexual violence social & cultural norms change*			Yes	1	2	
Law against rape in marriage	–	1	2	3	Intimate partner violence social & cultural norms change*			Yes	1	2	
Law allowing removal of violent spouse from home	–	1	2	3	Child sexual abuse avoidance training*			Yes	1	2	
Law against rape	Yes	1	2	3	SERVICES FOR VICTIMS OF VIOLENCE ²			Implementation			
Law against non-contact sexual violence	Yes	1	2	3	–, 1 & 2 as per Violence Prevention Programmes (above)						
Law against contact sexual violence without rape	Yes	1	2	3	Child protection services			Yes	1	2	
Law providing compensation for victims of violence	Yes	1	2	3	Medical, psychosocial and legal services (sexual violence)			Yes	1	2	
Law providing legal representation for victims of violence	Yes	1	2	3	Mental health services			Yes	1	2	
CHILD PROTECTION GOVERNANCE											
Key line ministries responsible for child protection policy	–										
Number of social service workers ⁵	–										
KEY CHILD PROTECTION INDICATORS ³				REASON FOR CALLING NATIONAL CHILD HELPLINE, 2007-2013 ⁴							
FGM/C - girls*	–										
FGM/C - women*	–										
FGM/C - support for the practice*	–										
Child marriage - by age of 15*	–										
Child marriage - by age 18*	–										
Justification of wife beating - male*	–										
Justification of wife beating - female*	–										
Violent discipline of children - total*	–										
Violent discipline of children - boys*	–										
Violent discipline of children - girls*	–										
Child labour - total*	–										
Child labour - boys*	–										
Child labour - girls*	–										
Total birth registration*	72%										
Children living with both parents	85.20%										
Children not living with either parent - both alive	3.80%										
Children not living with either parent - both dead	0.80%										
Children not living with either parent - only father alive	0.40%										
Children not living with either parent - only mother alive	0.50%										
Children living with mother only - father alive	4%										
Children living with mother only - father dead	4%										
Children living with father only - mother alive	0.40%										
Children living with father only - mother dead	0.90%										

* = a definition is provided overleaf

Nepal

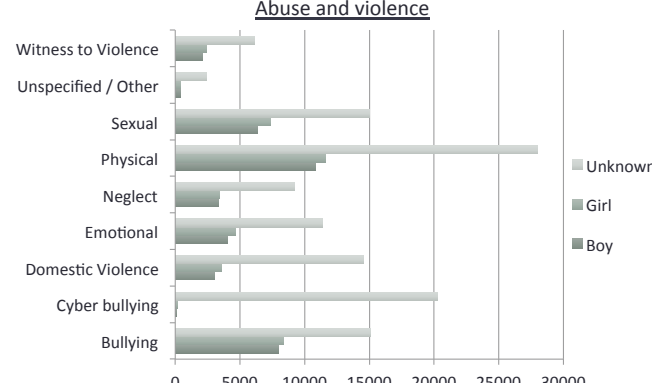
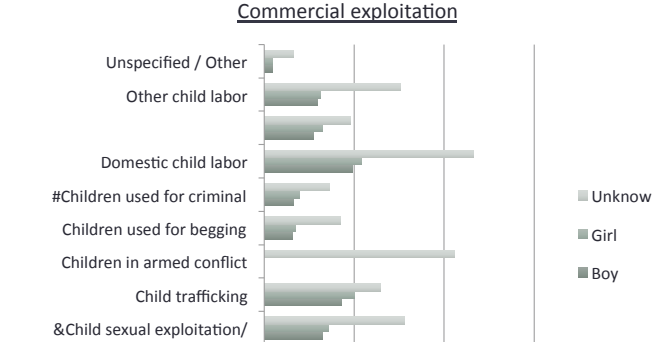
This country profile provides a summary of child protection data that is intended for use in humanitarian action, to inform assessments, child protection programmes and advocacy. Data has been sourced from ¹UN Population Fund (2015 projections), ²World Health Organisation, Global Status Report on Violence Prevention (2014), ³UNICEF Global Databases (2014, MICS and DHS surveys), ⁴Child Helpline International Databases (2014) and ⁵CPC Learning Network, Social Services Workforce training report (2014). Data marked by a + has been provided/updated by the child protection coordination group in-country.

POPULATION ¹			
Total Population	28 441 000	Population 5-9 years	3 154 000
Population 0-4 years	2 807 000	Population 10-19 years	6 594 000

NATIONAL ACTION PLANS AND LAWS ²		Enforcement	VIOLENCE PREVENTION PROGRAMMES ²		Implementation
- = no response /don't know 1 = 'Limited': up to 40% effective 2 = 'Partial': 40-79% effective 3 = 'Fully enforced': 80% or more effective			- = No response/don't know 1 = Implemented once or a few times 2 = Implemented systematically in a target community or population		

Child maltreatment action plan	Yes	1	2	3	Home visiting*	Yes	1	2
Interpersonal violence action plan	Yes	1	2	3	Parenting education*	No	1	2
Sexual violence action plan	Yes	1	2	3	Pre-school enrichment*	No	1	2
Legal age of marriage (male/female)	20/20	1	2	3	Youth life skills & social development training*	Yes	1	2
Law against child marriage	Yes	1	2	3	Youth mentoring*	No	1	2
Law against statutory rape	Yes	1	2	3	Sexual violence school & college programmes*	Yes	1	2
Law against female genital mutilation	No	1	2	3	Sexual violence physical environment changes*	No	1	2
Law to ban corporal punishment (all settings)	No	1	2	3	Sexual violence social & cultural norms change*	Yes	1	2
Law against rape in marriage	Yes	1	2	3	Intimate partner violence social & cultural norms change*	Yes	1	2
Law allowing removal of violent spouse from home	No	1	2	3	Child sexual abuse avoidance training*	No	1	2
Law against rape	Yes	1	2	3	SERVICES FOR VICTIMS OF VIOLENCE² - , 1 & 2 as per Violence Prevention Programmes (above)			
Law against non-contact sexual violence	Yes	1	2	3				
Law against contact sexual violence without rape	Yes	1	2	3	Child protection services	No	1	2
Law providing compensation for victims of violence	Yes	1	2	3	Medical, psychosocial and legal services (sexual violence)	Yes	1	2
Law providing legal representation for victims of violence	Yes	1	2	3	Mental health services	Yes	1	2

CHILD PROTECTION GOVERNANCE	
Key line ministries responsible for child protection policy	-
Number of social service workers ⁵	-

KEY CHILD PROTECTION INDICATORS ³		REASON FOR CALLING NATIONAL CHILD HELPLINE, 2007-2013 ⁴	
FGM/C - girls*	-	Abuse and violence 	
FGM/C - women*	-		
FGM/C - support for the practice*	-		
Child marriage - by age of 15*	10%		
Child marriage - by age 18*	41%		
Justification of wife beating - male*	22%		
Justification of wife beating - female*	23%		
Violent discipline of children - total*	-		
Violent discipline of children - boys*	-		
Violent discipline of children - girls*	-		
Child labour - total*	34%		
Child labour - boys*	30%		
Child labour - girls*	38%	Commercial exploitation 	
Total birth registration*	42%		
Children living with both parents	60.30%		
Children not living with either parent - both alive	6.10%		
Children not living with either parent - both dead	0.20%		
Children not living with either parent - only father alive	0.50%		
Children not living with either parent - only mother alive	0.50%		
Children living with mother only - father alive	27.20%		
Children living with mother only - father dead	2.70%		
Children living with father only - mother alive	1.40%		
Children living with father only - mother dead	1%		

* = a definition is provided overleaf

Niger

This country profile provides a summary of child protection data that is intended for use in humanitarian action, to inform assessments, child protection programmes and advocacy. Data has been sourced from ¹UN Population Fund (2015 projections), ²World Health Organisation, Global Status Report on Violence Prevention (2014), ³UNICEF Global Databases (2014, MICS and DHS surveys), ⁴Child Helpline International Databases (2014) and ⁵CPC Learning Network, Social Services Workforce training report (2014). Data marked by a + has been provided/updated by the child protection coordination group in-country.

POPULATION ¹												
Total Population	19 268 000			Population 5-9 years			3 123 000					
Population 0-4 years	3 991 000			Population 10-19 years			4 534 000					
NATIONAL ACTION PLANS AND LAWS ²				Enforcement			VIOLENCE PREVENTION PROGRAMMES ²				Implementation	
- = no response /don't know 1 = 'Limited': up to 40% effective 2 = 'Partial': 40-79% effective 3 = 'Fully enforced': 80% or more effective							- = No response/don't know 1 = Implemented once or a few times 2 = Implemented systematically in a target community or population					
Child maltreatment action plan	Yes	1	2	3	Home visiting*				No	1	2	
Interpersonal violence action plan	Yes	1	2	3	Parenting education*				Yes	1	2	
Sexual violence action plan	Yes	1	2	3	Pre-school enrichment*				No	1	2	
Legal age of marriage (male/female)	18/15 ⁺	1	2	3	Youth life skills & social development training*				Yes	1	2	
Law against child marriage	No ⁺	1	2	3	Youth mentoring*				Yes	1	2	
Law against statutory rape	Yes	1	2	3	Sexual violence school & college programmes*				Yes	1	2	
Law against female genital mutilation	Yes	1	2	3	Sexual violence physical environment changes*				Yes	1	2	
Law to ban corporal punishment (all settings)	No (No) ⁺	1	2	3	Sexual violence social & cultural norms change*				Yes	1	2	
Law against rape in marriage	No	1	2	3	Intimate partner violence social & cultural norms change*				Yes	1	2	
Law allowing removal of violent spouse from home	No	1	2	3	Child sexual abuse avoidance training*				No ⁺	1	2	
Law against rape	Yes	1	2	3	SERVICES FOR VICTIMS OF VIOLENCE ² -, 1 & 2 as per Violence Prevention Programmes (above)				Implementation			
Law against non-contact sexual violence	Yes	1	2	3								
Law against contact sexual violence without rape	Yes	1	2	3	Child protection services				Yes	1	2	
Law providing compensation for victims of violence	Yes	1	2	3	Medical, psychosocial and legal services (sexual violence)				No ⁺	1	2	
Law providing legal representation for victims of violence	Yes	1	2	3	Mental health services				Yes	1	2	
CHILD PROTECTION GOVERNANCE												
Key line ministries responsible for child protection policy	Ministry of Population, Promotion of Women and Protection of Children ⁺											
Number of social service workers ⁵	91											
KEY CHILD PROTECTION INDICATORS ³					REASON FOR CALLING NATIONAL CHILD HELPLINE, 2007-2013 ⁴							
FGM/C - girls*	2%				No data available							
FGM/C - women*	2%											
FGM/C - support for the practice*	6%											
Child marriage - by age of 15*	28%											
Child marriage - by age 18*	76%											
Justification of wife beating - male*	27%											
Justification of wife beating - female*	60%											
Violent discipline of children - total*	82%											
Violent discipline of children - boys*	82%											
Violent discipline of children - girls*	81%											
Child labour - total*	31%											
Child labour - boys*	31%											
Child labour - girls*	30%											
Total birth registration*	64%											
Children living with both parents	74.10%											
Children not living with either parent - both alive	7.60%											
Children not living with either parent - both dead	0.40%											
Children not living with either parent - only father alive	0.70%											
Children not living with either parent - only mother alive	0.90%											
Children living with mother only - father alive	9.60%											
Children living with mother only - father dead	1.90%											
Children living with father only - mother alive	3%											
Children living with father only - mother dead	1.20%											

* = a definition is provided overleaf

No data available

Nigeria

This country profile provides a summary of child protection data that is intended for use in humanitarian action, to inform assessments, child protection programmes and advocacy. Data has been sourced from ¹UN Population Fund (2015 projections), ²World Health Organisation, Global Status Report on Violence Prevention (2014), ³UNICEF Global Databases (2014, MICS and DHS surveys), ⁴Child Helpline International Databases (2014) and ⁵CPC Learning Network, Social Services Workforce training report (2014). Data marked by a + has been provided/updated by the child protection coordination group in-country.

POPULATION ¹			
Total Population	183 523 000	Population 5-9 years	26 782 000
Population 0-4 years	32 160 000	Population 10-19 years	41 363 000
NATIONAL ACTION PLANS AND LAWS ²		Enforcement	VIOLENCE PREVENTION PROGRAMMES ²
-- = no response /don't know 1 = 'Limited': up to 40% effective 2 = 'Partial': 40-79% effective 3 = 'Fully enforced': 80% or more effective			-- = No response/don't know 1 = Implemented once or a few times 2 = Implemented systematically in a target community or population

Child maltreatment action plan	Yes	1	2	3	Home visiting*	No	1	2
Interpersonal violence action plan	Yes	1	2	3	Parenting education*	No	1	2
Sexual violence action plan	Yes	1	2	3	Pre-school enrichment*	Yes	1	2
Legal age of marriage (male/female)	18/18	1	2	3	Youth life skills & social development training*	Yes	1	2
Law against child marriage	Yes	1	2	3	Youth mentoring*	No	1	2
Law against statutory rape	Yes	1	2	3	Sexual violence school & college programmes*	Yes	1	2
Law against female genital mutilation	Yes	1	2	3	Sexual violence physical environment changes*	Yes	1	2
Law to ban corporal punishment (all settings)	Yes (No)	1	2	3	Sexual violence social & cultural norms change*	Yes	1	2
Law against rape in marriage	Yes	1	2	3	Intimate partner violence social & cultural norms change*	Yes	1	2
Law allowing removal of violent spouse from home	Yes	1	2	3	Child sexual abuse avoidance training*	Yes	1	2
Law against rape	Yes	1	2	3	SERVICES FOR VICTIMS OF VIOLENCE² Implementation --, 1 & 2 as per Violence Prevention Programmes (above)			
Law against non-contact sexual violence	No	1	2	3	Child protection services	Yes	1	2
Law against contact sexual violence without rape	No	1	2	3	Medical, psychosocial and legal services (sexual violence)	Yes	1	2
Law providing compensation for victims of violence	No	1	2	3	Mental health services	Yes	1	2
Law providing legal representation for victims of violence	Yes	1	2	3				

CHILD PROTECTION GOVERNANCE

Key line ministries responsible for child protection policy	-
Number of social service workers ⁵	12,000

KEY CHILD PROTECTION INDICATORS³

FGM/C - girls*	17%
FGM/C - women*	25%
FGM/C - support for the practice*	23%
Child marriage - by age of 15*	17%
Child marriage - by age 18*	43%
Justification of wife beating - male*	25%
Justification of wife beating - female*	35%
Violent discipline of children - total*	91%
Violent discipline of children - boys*	91%
Violent discipline of children - girls*	90%
Child labour - total*	25%
Child labour - boys*	24%
Child labour - girls*	25%
Total birth registration*	30%
Children living with both parents	73.60%
Children not living with either parent - both alive	8%
Children not living with either parent - both dead	0.40%
Children not living with either parent - only father alive	0.60%
Children not living with either parent - only mother alive	1%
Children living with mother only - father alive	7.90%
Children living with mother only - father dead	2.80%
Children living with father only - mother alive	4.50%
Children living with father only - mother dead	0.90%

REASON FOR CALLING NATIONAL CHILD HELPLINE, 2007-2013⁴



* = a definition is provided overleaf

Pakistan

This country profile provides a summary of child protection data that is intended for use in humanitarian action, to inform assessments, child protection programmes and advocacy. Data has been sourced from ¹UN Population Fund (2015 projections), ²World Health Organisation, Global Status Report on Violence Prevention (2014), ³UNICEF Global Databases (2014, MICS and DHS surveys), ⁴Child Helpline International Databases (2014) and ⁵CPC Learning Network, Social Services Workforce training report (2014). Data marked by a + has been provided/updated by the child protection coordination group in-country.

POPULATION ¹			
Total Population	188 144 000	Population 5-9 years	21 017 000
Population 0-4 years	21 363 000	Population 10-19 years	39 644 000

NATIONAL ACTION PLANS AND LAWS ²	Enforcement				VIOLENCE PREVENTION PROGRAMMES ²	Implementation			
- = no response /don't know 1 = 'Limited': up to 40% effective 3 = 'Fully enforced': 80% or more effective					- = No response/don't know 1 = Implemented once or a few times 2 = Implemented systematically in a target community or population				

Child maltreatment action plan	-	1	2	3	Home visiting*	-	1	2
Interpersonal violence action plan	-	1	2	3	Parenting education*	-	1	2
Sexual violence action plan	-	1	2	3	Pre-school enrichment*	-	1	2
Legal age of marriage (male/female)	-	1	2	3	Youth life skills & social development training*	-	1	2
Law against child marriage	-	1	2	3	Youth mentoring*	-	1	2
Law against statutory rape	-	1	2	3	Sexual violence school & college programmes*	-	1	2
Law against female genital mutilation	-	1	2	3	Sexual violence physical environment changes*	-	1	2
Law to ban corporal punishment (all settings)	-	1	2	3	Sexual violence social & cultural norms change*	-	1	2
Law against rape in marriage	-	1	2	3	Intimate partner violence social & cultural norms change*	-	1	2
Law allowing removal of violent spouse from home	-	1	2	3	Child sexual abuse avoidance training*	-	1	2
Law against rape	-	1	2	3	SERVICES FOR VICTIMS OF VIOLENCE² Implementation -, 1 & 2 as per Violence Prevention Programmes (above)			
Law against non-contact sexual violence	-	1	2	3				
Law against contact sexual violence without rape	-	1	2	3	Child protection services	-	1	2
Law providing compensation for victims of violence	-	1	2	3	Medical, psychosocial and legal services (sexual violence)	-	1	2
Law providing legal representation for victims of violence	-	1	2	3	Mental health services	-	1	2

CHILD PROTECTION GOVERNANCE			
Key line ministries responsible for child protection policy			-
Number of social service workers ⁵			-

KEY CHILD PROTECTION INDICATORS ³	REASON FOR CALLING NATIONAL CHILD HELPLINE, 2007-2013 ⁴
--	--

FGM/C - girls*	-
FGM/C - women*	-
FGM/C - support for the practice*	-
Child marriage - by age of 15*	3%
Child marriage - by age 18*	21%
Justification of wife beating - male*	32%
Justification of wife beating - female*	42%
Violent discipline of children - total*	-
Violent discipline of children - boys*	-
Violent discipline of children - girls*	-
Child labour - total*	-
Child labour - boys*	-
Child labour - girls*	-
Total birth registration*	34%
Children living with both parents	82.50%
Children not living with either parent - both alive	1.40%
Children not living with either parent - both dead	0.30%
Children not living with either parent - only father alive	0.30%
Children not living with either parent - only mother alive	0.20%
Children living with mother only - father alive	10.80%
Children living with mother only - father dead	2.80%
Children living with father only - mother alive	0.40%
Children living with father only - mother dead	1.20%



* = a definition is provided overleaf

Philippines

This country profile provides a summary of child protection data that is intended for use in humanitarian action, to inform assessments, child protection programmes and advocacy. Data has been sourced from ¹UN Population Fund (2015 projections), ²World Health Organisation, Global Status Report on Violence Prevention (2014), ³UNICEF Global Databases (2014, MICS and DHS surveys), ⁴Child Helpline International Databases (2014) and ⁵CPC Learning Network, Social Services Workforce training report (2014). Data marked by a + has been provided/updated by the child protection coordination group in-country.

POPULATION ¹			
Total Population	101 803 000	Population 5-9 years	11 103 000
Population 0-4 years	11 665 000	Population 10-19 years	21 636 000

NATIONAL ACTION PLANS AND LAWS ²	Enforcement			VIOLENCE PREVENTION PROGRAMMES ²	Implementation		
– = no response /don't know 1 = 'Limited': up to 40% effective 3 = 'Fully enforced': 80% or more effective				– = No response/don't know 1 = Implemented once or a few times 2 = Implemented systematically in a target community or population			

Child maltreatment action plan	Yes	1	2	3	Home visiting*	Yes	1	2
Interpersonal violence action plan	Yes	1	2	3	Parenting education*	Yes	1	2
Sexual violence action plan	Yes	1	2	3	Pre-school enrichment*	Yes	1	2
Legal age of marriage (male/female)	18/18	1	2	3	Youth life skills & social development training*	Yes	1	2
Law against child marriage	Yes	1	2	3	Youth mentoring*	Yes	1	2
Law against statutory rape	Yes	1	2	3	Sexual violence school & college programmes*	Yes	1	2
Law against female genital mutilation	No	1	2	3	Sexual violence physical environment changes*	Yes	1	2
Law to ban corporal punishment (all settings)	No	1	2	3	Sexual violence social & cultural norms change*	Yes	1	2
Law against rape in marriage	Yes	1	2	3	Intimate partner violence social & cultural norms change*	Yes	1	2
Law allowing removal of violent spouse from home	Yes	1	2	3	Child sexual abuse avoidance training*	Yes	1	2
Law against rape	Yes	1	2	3	SERVICES FOR VICTIMS OF VIOLENCE² –, 1 & 2 as per Violence Prevention Programmes (above)			
Law against non-contact sexual violence	Yes	1	2	3				
Law against contact sexual violence without rape	Yes	1	2	3	Child protection services	Yes	1	2
Law providing compensation for victims of violence	Yes	1	2	3	Medical, psychosocial and legal services (sexual violence)	Yes	1	2
Law providing legal representation for victims of violence	Yes	1	2	3	Mental health services	–	1	2

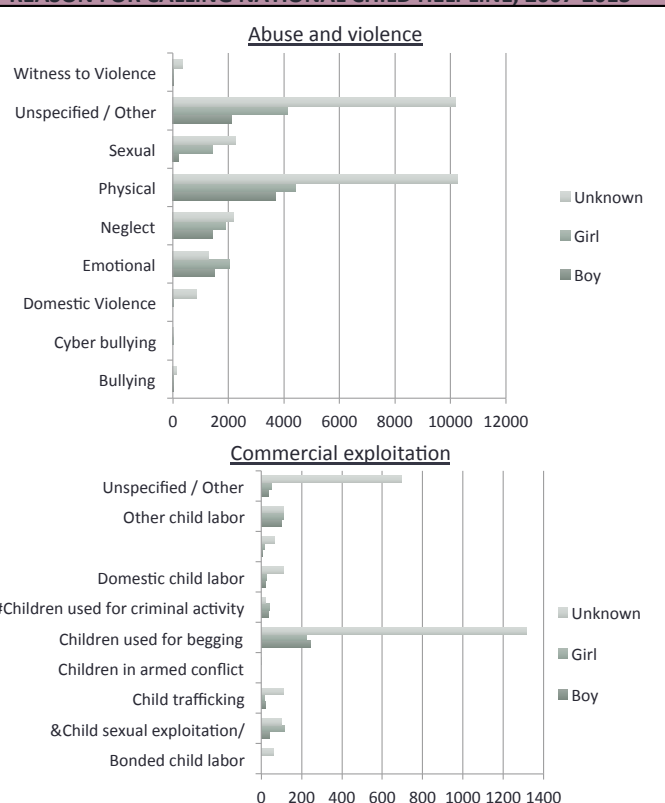
CHILD PROTECTION GOVERNANCE

Key line ministries responsible for child protection policy	–
Number of social service workers ⁵	–

KEY CHILD PROTECTION INDICATORS³

FGM/C - girls*	–
FGM/C - women*	–
FGM/C - support for the practice*	–
Child marriage - by age of 15*	2%
Child marriage - by age 18*	14%
Justification of wife beating - male*	–
Justification of wife beating - female*	14%
Violent discipline of children - total*	–
Violent discipline of children - boys*	–
Violent discipline of children - girls*	–
Child labour - total*	11%
Child labour - boys*	14%
Child labour - girls*	8%
Total birth registration*	90%
Children living with both parents	86%
Children not living with either parent - both alive	4.60%
Children not living with either parent - both dead	0.30%
Children not living with either parent - only father alive	0.40%
Children not living with either parent - only mother alive	0.80%
Children living with mother only - father alive	3.70%
Children living with mother only - father dead	2.20%
Children living with father only - mother alive	1.20%
Children living with father only - mother dead	0.70%

REASON FOR CALLING NATIONAL CHILD HELPLINE, 2007-2013⁴



* = a definition is provided overleaf

Sierra Leone

This country profile provides a summary of child protection data that is intended for use in humanitarian action, to inform assessments, child protection programmes and advocacy. Data has been sourced from ¹UN Population Fund (2015 projections), ²World Health Organisation, Global Status Report on Violence Prevention (2014), ³UNICEF Global Databases (2014, MICS and DHS surveys), ⁴Child Helpline International Databases (2014) and ⁵CPC Learning Network, Social Services Workforce training report (2014). Data marked by a + has been provided/updated by the child protection coordination group in-country.

POPULATION ¹	
Total Population	6 319 000
Population 0-4 years	949 000
Population 5-9 years	851 000
Population 10-19 years	1 461 000
NATIONAL ACTION PLANS AND LAWS² – = no response /don't know 1 = 'Limited': up to 40% effective 2 = 'Partial': 40-79% effective 3 = 'Fully enforced': 80% or more effective	Enforcement – 1 2 3
VIOLENCE PREVENTION PROGRAMMES² – = No response/don't know 1 = Implemented once or a few times 2 = Implemented systematically in a target community or population	Implementation – 1 2
Child maltreatment action plan	– 1 2 3
Interpersonal violence action plan	– 1 2 3
Sexual violence action plan	– 1 2 3
Legal age of marriage (male/female)	– 1 2 3
Law against child marriage	– 1 2 3
Law against statutory rape	– 1 2 3
Law against female genital mutilation	– 1 2 3
Law to ban corporal punishment (all settings)	– 1 2 3
Law against rape in marriage	– 1 2 3
Law allowing removal of violent spouse from home	– 1 2 3
Law against rape	– 1 2 3
Law against non-contact sexual violence	– 1 2 3
Law against contact sexual violence without rape	– 1 2 3
Law providing compensation for victims of violence	– 1 2 3
Law providing legal representation for victims of violence	– 1 2 3
Home visiting*	– 1 2
Parenting education*	– 1 2
Pre-school enrichment*	– 1 2
Youth life skills & social development training*	– 1 2
Youth mentoring*	– 1 2
Sexual violence school & college programmes*	– 1 2
Sexual violence physical environment changes*	– 1 2
Sexual violence social & cultural norms change*	– 1 2
Intimate partner violence social & cultural norms change*	– 1 2
Child sexual abuse avoidance training*	– 1 2
SERVICES FOR VICTIMS OF VIOLENCE² – 1 & 2 as per Violence Prevention Programmes (above)	Implementation – 1 2
Child protection services	– 1 2
Medical, psychosocial and legal services (sexual violence)	– 1 2
Mental health services	– 1 2
CHILD PROTECTION GOVERNANCE	
Key line ministries responsible for child protection policy	–
Number of social service workers ⁵	80
KEY CHILD PROTECTION INDICATORS³	REASON FOR CALLING NATIONAL CHILD HELPLINE, 2007-2013⁴
FGM/C - girls*	13%
FGM/C - women*	90%
FGM/C - support for the practice*	66%
Child marriage - by age of 15*	18%
Child marriage - by age 18*	44%
Justification of wife beating - male*	–
Justification of wife beating - female*	73%
Violent discipline of children - total*	82%
Violent discipline of children - boys*	81%
Violent discipline of children - girls*	82%
Child labour - total*	26%
Child labour - boys*	27%
Child labour - girls*	25%
Total birth registration*	78%
Children living with both parents	50.20%
Children not living with either parent - both alive	18.30%
Children not living with either parent - both dead	1.80%
Children not living with either parent - only father alive	1.20%
Children not living with either parent - only mother alive	2.60%
Children living with mother only - father alive	13.70%
Children living with mother only - father dead	3.70%
Children living with father only - mother alive	6.80%
Children living with father only - mother dead	1%

* = a definition is provided overleaf

No data available

Somalia

This country profile provides a summary of child protection data that is intended for use in humanitarian action, to inform assessments, child protection programmes and advocacy. Data has been sourced from ¹UN Population Fund (2015 projections), ²World Health Organisation, Global Status Report on Violence Prevention (2014), ³UNICEF Global Databases (2014, MICS and DHS surveys), ⁴Child Helpline International Databases (2014) and ⁵CPC Learning Network, Social Services Workforce training report (2014). Data marked by a + has been provided/updated by the child protection coordination group in-country.

POPULATION ¹			
Total Population	11 123 000	Population 5-9 years	1 721 000
Population 0-4 years	2 033 000	Population 10-19 years	2 679 000

NATIONAL ACTION PLANS AND LAWS ²		Enforcement	VIOLENCE PREVENTION PROGRAMMES ²		Implementation
- = no response /don't know		1 = 'Limited': up to 40% effective	- = No response/don't know		1 = Implemented once or a few times
		2 = 'Partial': 40-79% effective			2 = Implemented systematically in a target community or population
		3 = 'Fully enforced': 80% or more effective			

Child maltreatment action plan	-	1	2	3	Home visiting*	-	1	2
Interpersonal violence action plan	-	1	2	3	Parenting education*	-	1	2
Sexual violence action plan	-	1	2	3	Pre-school enrichment*	-	1	2
Legal age of marriage (male/female)	-	1	2	3	Youth life skills & social development training*	-	1	2
Law against child marriage	-	1	2	3	Youth mentoring*	-	1	2
Law against statutory rape	-	1	2	3	Sexual violence school & college programmes*	-	1	2
Law against female genital mutilation	-	1	2	3	Sexual violence physical environment changes*	-	1	2
Law to ban corporal punishment (all settings)	-	1	2	3	Sexual violence social & cultural norms change*	-	1	2
Law against rape in marriage	-	1	2	3	Intimate partner violence social & cultural norms change*	-	1	2
Law allowing removal of violent spouse from home	-	1	2	3	Child sexual abuse avoidance training*	-	1	2
Law against rape	-	1	2	3	SERVICES FOR VICTIMS OF VIOLENCE² Implementation -, 1 & 2 as per Violence Prevention Programmes (above)			
Law against non-contact sexual violence	-	1	2	3				
Law against contact sexual violence without rape	-	1	2	3	Child protection services	-	1	2
Law providing compensation for victims of violence	-	1	2	3	Medical, psychosocial and legal services (sexual violence)	-	1	2
Law providing legal representation for victims of violence	-	1	2	3	Mental health services	-	1	2

CHILD PROTECTION GOVERNANCE	
Key line ministries responsible for child protection policy	-
Number of social service workers ⁵	-

KEY CHILD PROTECTION INDICATORS ³	REASON FOR CALLING NATIONAL CHILD HELPLINE, 2007-2013 ⁴
FGM/C - girls*	46%
FGM/C - women*	98%
FGM/C - support for the practice*	65%
Child marriage - by age of 15*	8%
Child marriage - by age 18*	45%
Justification of wife beating - male*	-
Justification of wife beating - female*	76%
Violent discipline of children - total*	-
Violent discipline of children - boys*	-
Violent discipline of children - girls*	-
Child labour - total*	49%
Child labour - boys*	45%
Child labour - girls*	54%
Total birth registration*	3%
Children living with both parents	73.10%
Children not living with either parent - both alive	5.80%
Children not living with either parent - both dead	1%
Children not living with either parent - only father alive	0.80%
Children not living with either parent - only mother alive	1%
Children living with mother only - father alive	7.90%
Children living with mother only - father dead	5.70%
Children living with father only - mother alive	1.80%
Children living with father only - mother dead	1%

* = a definition is provided overleaf

No data available



South Sudan

This country profile provides a summary of child protection data that is intended for use in humanitarian action, to inform assessments, child protection programmes and advocacy. Data has been sourced from ¹UN Population Fund (2015 projections), ²World Health Organisation, Global Status Report on Violence Prevention (2014), ³UNICEF Global Databases (2014, MICS and DHS surveys), ⁴Child Helpline International Databases (2014) and ⁵CPC Learning Network, Social Services Workforce training report (2014). Data marked by a + has been provided/updated by the child protection coordination group in-country..

POPULATION ¹			
Total Population	12 152 000	Population 5-9 years	1 661 000
Population 0-4 years	1 882 000	Population 10-19 years	2 828 000

NATIONAL ACTION PLANS AND LAWS ²	Enforcement				VIOLENCE PREVENTION PROGRAMMES ²	Implementation		
- = no response /don't know 1 = 'Limited': up to 40% effective 3 = 'Fully enforced': 80% or more effective					- = No response/don't know 1 = Implemented once or a few times 2 = Implemented systematically in a target community or population			

Child maltreatment action plan	-	1	2	3	Home visiting*	-	1	2
Interpersonal violence action plan	-	1	2	3	Parenting education*	-	1	2
Sexual violence action plan	-	1	2	3	Pre-school enrichment*	-	1	2
Legal age of marriage (male/female)	-	1	2	3	Youth life skills & social development training*	-	1	2
Law against child marriage	-	1	2	3	Youth mentoring*	-	1	2
Law against statutory rape	-	1	2	3	Sexual violence school & college programmes*	-	1	2
Law against female genital mutilation	-	1	2	3	Sexual violence physical environment changes*	-	1	2
Law to ban corporal punishment (all settings)	-	1	2	3	Sexual violence social & cultural norms change*	-	1	2
Law against rape in marriage	-	1	2	3	Intimate partner violence social & cultural norms change*	-	1	2
Law allowing removal of violent spouse from home	-	1	2	3	Child sexual abuse avoidance training*	-	1	2
Law against rape	-	1	2	3	SERVICES FOR VICTIMS OF VIOLENCE² Implementation -, 1 & 2 as per Violence Prevention Programmes (above)			
Law against non-contact sexual violence	-	1	2	3				
Law against contact sexual violence without rape	-	1	2	3				
Law providing compensation for victims of violence	-	1	2	3				
Law providing legal representation for victims of violence	-	1	2	3	Child protection services	-	1	2
					Medical, psychosocial and legal services (sexual violence)	-	1	2
					Mental health services	-	1	2

CHILD PROTECTION GOVERNANCE			
Key line ministries responsible for child protection policy			-
Number of social service workers ⁵			-

KEY CHILD PROTECTION INDICATORS ³	REASON FOR CALLING NATIONAL CHILD HELPLINE, 2007-2013 ⁴
FGM/C - girls*	-
FGM/C - women*	-
FGM/C - support for the practice*	-
Child marriage - by age of 15*	9%
Child marriage - by age 18*	52%
Justification of wife beating - male*	-
Justification of wife beating - female*	79%
Violent discipline of children - total*	-
Violent discipline of children - boys*	-
Violent discipline of children - girls*	-
Child labour - total*	-
Child labour - boys*	-
Child labour - girls*	-
Total birth registration*	35%
Children living with both parents	54%
Children not living with either parent - both alive	7.60%
Children not living with either parent - both dead	2%
Children not living with either parent - only father alive	1%
Children not living with either parent - only mother alive	2.60%
Children living with mother only - father alive	18.30%
Children living with mother only - father dead	10.60%
Children living with father only - mother alive	2.10%
Children living with father only - mother dead	0.90%

No data available

* = a definition is provided overleaf

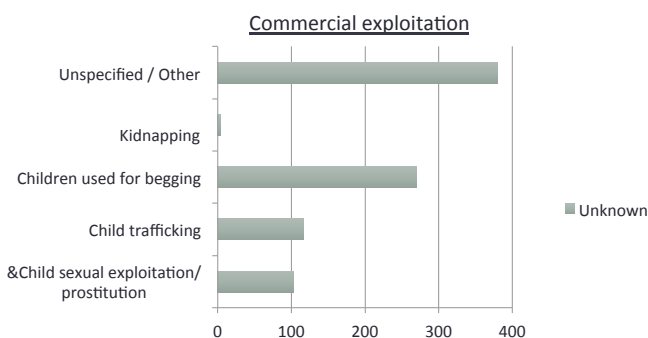
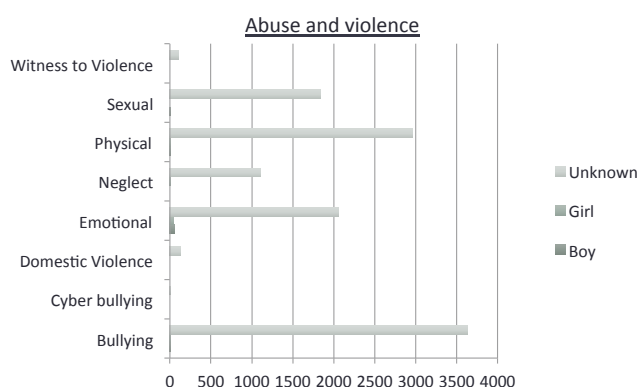
Sri Lanka

This country profile provides a summary of child protection data that is intended for use in humanitarian action, to inform assessments, child protection programmes and advocacy. Data has been sourced from ¹UN Population Fund (2015 projections), ²World Health Organisation, Global Status Report on Violence Prevention (2014), ³UNICEF Global Databases (2014, MICS and DHS surveys), ⁴Child Helpline International Databases (2014) and ⁵CPC Learning Network, Social Services Workforce training report (2014). Data marked by a + has been provided/updated by the child protection coordination group in-country.

POPULATION ¹											
Total Population	21 612 000				Population 5-9 years				1 827 000		
Population 0-4 years	1 881 000				Population 10-19 years				3 316 000		
NATIONAL ACTION PLANS AND LAWS ²				Enforcement		VIOLENCE PREVENTION PROGRAMMES ²				Implementation	
– = no response /don't know 1 = 'Limited': up to 40% effective 2 = 'Partial': 40-79% effective 3 = 'Fully enforced': 80% or more effective						– = No response/don't know 1 = Implemented once or a few times 2 = Implemented systematically in a target community or population					
Child maltreatment action plan	–	1	2	3	Home visiting*				–	1	2
Interpersonal violence action plan	–	1	2	3	Parenting education*				–	1	2
Sexual violence action plan	–	1	2	3	Pre-school enrichment*				–	1	2
Legal age of marriage (male/female)	–	1	2	3	Youth life skills & social development training*				–	1	2
Law against child marriage	–	1	2	3	Youth mentoring*				–	1	2
Law against statutory rape	–	1	2	3	Sexual violence school & college programmes*				–	1	2
Law against female genital mutilation	–	1	2	3	Sexual violence physical environment changes*				–	1	2
Law to ban corporal punishment (all settings)	–	1	2	3	Sexual violence social & cultural norms change*				–	1	2
Law against rape in marriage	–	1	2	3	Intimate partner violence social & cultural norms change*				–	1	2
Law allowing removal of violent spouse from home	–	1	2	3	Child sexual abuse avoidance training*				–	1	2
Law against rape	–	1	2	3	SERVICES FOR VICTIMS OF VIOLENCE ² – 1 & 2 as per Violence Prevention Programmes (above)				Implementation		
Law against non-contact sexual violence	–	1	2	3							
Law against contact sexual violence without rape	–	1	2	3	Child protection services				–	1	2
Law providing compensation for victims of violence	–	1	2	3	Medical, psychosocial and legal services (sexual violence)				–	1	2
Law providing legal representation for victims of violence	–	1	2	3	Mental health services				–	1	2

CHILD PROTECTION GOVERNANCE	
Key line ministries responsible for child protection policy	–
Number of social service workers ⁵	–

KEY CHILD PROTECTION INDICATORS ³	REASON FOR CALLING NATIONAL CHILD HELPLINE, 2007-2013 ⁴
FGM/C - girls*	–
FGM/C - women*	–
FGM/C - support for the practice*	–
Child marriage - by age of 15*	2%
Child marriage - by age 18*	12%
Justification of wife beating - male*	–
Justification of wife beating - female*	53%
Violent discipline of children - total*	–
Violent discipline of children - boys*	–
Violent discipline of children - girls*	–
Child labour - total*	–
Child labour - boys*	–
Child labour - girls*	–
Total birth registration*	97%
Children living with both parents	–
Children not living with either parent - both alive	–
Children not living with either parent - both dead	–
Children not living with either parent - only father alive	–
Children not living with either parent - only mother alive	–
Children living with mother only - father alive	–
Children living with mother only - father dead	–
Children living with father only - mother alive	–
Children living with father only - mother dead	–



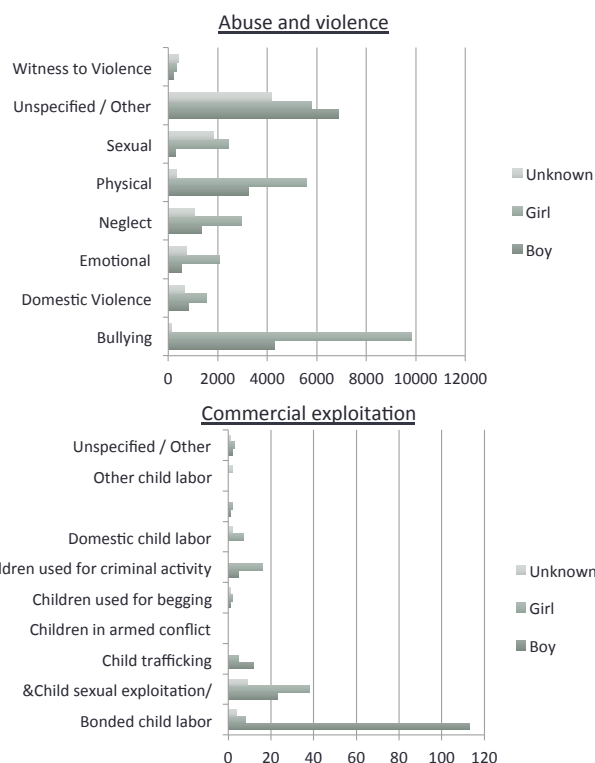
* = a definition is provided overleaf

State of Palestine

This country profile provides a summary of child protection data that is intended for use in humanitarian action, to inform assessments, child protection programmes and advocacy. Data has been sourced from ¹UN Population Fund (2015 projections), ²World Health Organisation, Global Status Report on Violence Prevention (2014), ³UNICEF Global Databases (2014, MICS and DHS surveys), ⁴Child Helpline International Databases (2014) and ⁵CPC Learning Network, Social Services Workforce training report (2014). Data marked by a + has been provided/updated by the child protection coordination group in-country.

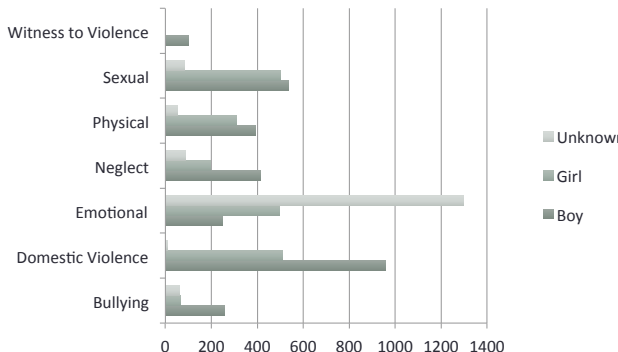
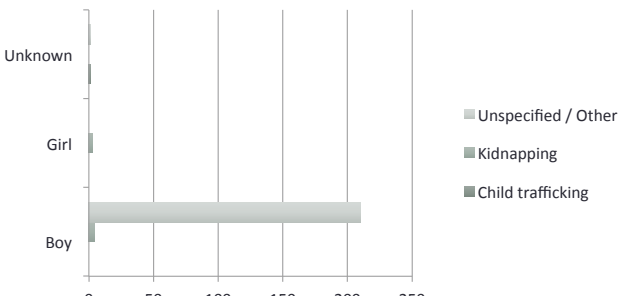
POPULATION ¹											
Total Population		4 549 000			Population 5-9 years			582 000			
Population 0-4 years		638 000			Population 10-19 years			1 085 000			
NATIONAL ACTION PLANS AND LAWS ²				Enforcement			VIOLENCE PREVENTION PROGRAMMES ²			Implementation	
– = no response /don't know 1 = 'Limited': up to 40% effective 2 = 'Partial': 40-79% effective 3 = 'Fully enforced': 80% or more effective							– = No response/don't know 1 = Implemented once or a few times 2 = Implemented systematically in a target community or population				
Child maltreatment action plan		No	1	2	3	Home visiting*			Yes	1	2
Interpersonal violence action plan		No	1	2	3	Parenting education*			Yes	1	2
Sexual violence action plan		No	1	2	3	Pre-school enrichment*			Yes	1	2
Legal age of marriage (male/female)		16/15	1	2	3	Youth life skills & social development training*			Yes	1	2
Law against child marriage		Yes	1	2	3	Youth mentoring*			Yes	1	2
Law against statutory rape		Yes	1	2	3	Sexual violence school & college programmes*			Yes	1	2
Law against female genital mutilation		Yes	1	2	3	Sexual violence physical environment changes*			No	1	2
Law to ban corporal punishment (all settings)		Yes (Yes)	1	2	3	Sexual violence social & cultural norms change*			Yes	1	2
Law against rape in marriage		–	1	2	3	Intimate partner violence social & cultural norms change*			Yes	1	2
Law allowing removal of violent spouse from home		–	1	2	3	Child sexual abuse avoidance training*			Yes	1	2
Law against rape		Yes	1	2	3	SERVICES FOR VICTIMS OF VIOLENCE ²			Implementation		
Law against non-contact sexual violence		Yes	1	2	3	–, 1 & 2 as per Violence Prevention Programmes (above)					
Law against contact sexual violence without rape		Yes	1	2	3	Child protection services			Yes	1	2
Law providing compensation for victims of violence		Yes	1	2	3	Medical, psychosocial and legal services (sexual violence)			Yes	1	2
Law providing legal representation for victims of violence		Yes	1	2	3	Mental health services			Yes	1	2
CHILD PROTECTION GOVERNANCE											
Key line ministries responsible for child protection policy				–							
Number of social service workers ⁵				–							
KEY CHILD PROTECTION INDICATORS ³					REASON FOR CALLING NATIONAL CHILD HELPLINE, 2007-2013 ⁴						
FGM/C - girls*		–			<div>Abuse and violence</div>						
FGM/C - women*		–									
FGM/C - support for the practice*		–									
Child marriage - by age of 15*		2%									
Child marriage - by age 18*		21%									
Justification of wife beating - male*		–									
Justification of wife beating - female*		–									
Violent discipline of children - total*		93%									
Violent discipline of children - boys*		94%									
Violent discipline of children - girls*		92%									
Child labour - total*		6%									
Child labour - boys*		7%									
Child labour - girls*		4%									
Total birth registration*		99%									
Children living with both parents		95%									
Children not living with either parent - both alive		0.30%									
Children not living with either parent - both dead		0%									
Children not living with either parent - only father alive		0%									
Children not living with either parent - only mother alive		0.10%									
Children living with mother only - father alive		1.30%									
Children living with mother only - father dead		1.90%									
Children living with father only - mother alive		0.60%									
Children living with father only - mother dead		0.60%									

* = a definition is provided overleaf



Sudan

This country profile provides a summary of child protection data that is intended for use in humanitarian action, to inform assessments, child protection programmes and advocacy. Data has been sourced from ¹UN Population Fund (2015 projections), ²World Health Organisation, Global Status Report on Violence Prevention (2014), ³UNICEF Global Databases (2014, MICS and DHS surveys), ⁴Child Helpline International Databases (2014) and ⁵CPC Learning Network, Social Services Workforce training report (2014). Data marked by a + has been provided/updated by the child protection coordination group in-country.

POPULATION ¹												
Total Population	39 613 000			Population 5-9 years			5 327 000					
Population 0-4 years	5 850 000			Population 10-19 years			9 109 000					
NATIONAL ACTION PLANS AND LAWS ²				Enforcement			VIOLENCE PREVENTION PROGRAMMES ²			Implementation		
– = no response /don't know 1 = 'Limited': up to 40% effective 2 = 'Partial': 40-79% effective 3 = 'Fully enforced': 80% or more effective							– = No response/don't know 1 = Implemented once or a few times 2 = Implemented systematically in a target community or population					
Child maltreatment action plan	Yes	1	2	3	Home visiting*			Yes	1	2		
Interpersonal violence action plan	Yes	1	2	3	Parenting education*			Yes	1	2		
Sexual violence action plan	Yes	1	2	3	Pre-school enrichment*			Yes	1	2		
Legal age of marriage (male/female)	–	1	2	3	Youth life skills & social development training*			Yes	1	2		
Law against child marriage	No	1	2	3	Youth mentoring*			Yes	1	2		
Law against statutory rape	Yes	1	2	3	Sexual violence school & college programmes*			Yes	1	2		
Law against female genital mutilation	Yes	1	2	3	Sexual violence physical environment changes*			Yes	1	2		
Law to ban corporal punishment (all settings)	Yes (No)	1	2	3	Sexual violence social & cultural norms change*			Yes	1	2		
Law against rape in marriage	No	1	2	3	Intimate partner violence social & cultural norms change*			Yes	1	2		
Law allowing removal of violent spouse from home	No	1	2	3	Child sexual abuse avoidance training*			Yes	1	2		
Law against rape	Yes	1	2	3	SERVICES FOR VICTIMS OF VIOLENCE ² –, 1 & 2 as per Violence Prevention Programmes (above)			Implementation				
Law against non-contact sexual violence	Yes	1	2	3								
Law against contact sexual violence without rape	Yes	1	2	3	Child protection services			Yes	1	2		
Law providing compensation for victims of violence	Yes	1	2	3	Medical, psychosocial and legal services (sexual violence)			Yes	1	2		
Law providing legal representation for victims of violence	Yes	1	2	3	Mental health services			Yes	1	2		
CHILD PROTECTION GOVERNANCE												
Key line ministries responsible for child protection policy	–											
Number of social service workers ⁵	–											
KEY CHILD PROTECTION INDICATORS ³				REASON FOR CALLING NATIONAL CHILD HELPLINE, 2007-2013 ⁴								
FGM/C - girls*	37%			<div>Abuse and violence</div> 								
FGM/C - women*	88%											
FGM/C - support for the practice*	42%											
Child marriage - by age of 15*	7%											
Child marriage - by age 18*	33%											
Justification of wife beating - male*	–											
Justification of wife beating - female*	47%											
Violent discipline of children - total*	–											
Violent discipline of children - boys*	–											
Violent discipline of children - girls*	–											
Child labour - total*	–			<div>Commercial exploitation</div> 								
Child labour - boys*	–											
Child labour - girls*	–											
Total birth registration*	59%											
Children living with both parents	76.20%											
Children not living with either parent - both alive	2.90%											
Children not living with either parent - both dead	0.20%											
Children not living with either parent - only father alive	0.60%											
Children not living with either parent - only mother alive	0.40%											
Children living with mother only - father alive	14.20%											
Children living with mother only - father dead	3.60%											
Children living with father only - mother alive	1%											
Children living with father only - mother dead	0.80%											

* = a definition is provided overleaf

Syrian Arab Republic

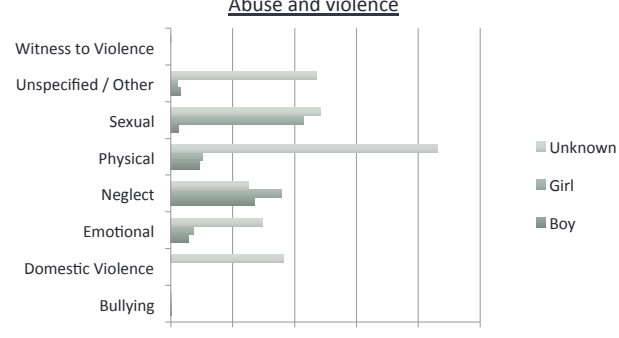
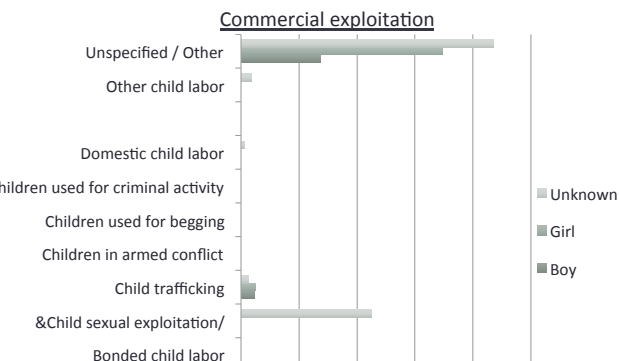
This country profile provides a summary of child protection data that is intended for use in humanitarian action, to inform assessments, child protection programmes and advocacy. Data has been sourced from ¹UN Population Fund (2015 projections), ²World Health Organisation, Global Status Report on Violence Prevention (2014), ³UNICEF Global Databases (2014, MICS and DHS surveys), ⁴Child Helpline International Databases (2014) and ⁵CPC Learning Network, Social Services Workforce training report (2014). Data marked by a + has been provided/updated by the child protection coordination group in-country.

No data available

* = a definition is provided overleaf

Uganda

This country profile provides a summary of child protection data that is intended for use in humanitarian action, to inform assessments, child protection programmes and advocacy. Data has been sourced from ¹UN Population Fund (2015 projections), ²World Health Organisation, Global Status Report on Violence Prevention (2014), ³UNICEF Global Databases (2014, MICS and DHS surveys), ⁴Child Helpline International Databases (2014) and ⁵CPC Learning Network, Social Services Workforce training report (2014). Data marked by a + has been provided/updated by the child protection coordination group in-country.

POPULATION ¹												
Total Population		40 141 000			Population 5-9 years			6 380 000				
Population 0-4 years		7 470 000			Population 10-19 years			9 853 000				
NATIONAL ACTION PLANS AND LAWS ²				Enforcement		VIOLENCE PREVENTION PROGRAMMES ²				Implementation		
– = no response /don't know 1 = 'Limited': up to 40% effective 2 = 'Partial': 40-79% effective 3 = 'Fully enforced': 80% or more effective						– = No response/don't know 1 = Implemented once or a few times 2 = Implemented systematically in a target community or population						
Child maltreatment action plan		Yes	1	2	3	Home visiting*				Yes	1	2
Interpersonal violence action plan		Yes	1	2	3	Parenting education*				Yes	1	2
Sexual violence action plan		Yes	1	2	3	Pre-school enrichment*				Yes	1	2
Legal age of marriage (male/female)		18/18	1	2	3	Youth life skills & social development training*				Yes	1	2
Law against child marriage		Yes	1	2	3	Youth mentoring*				Yes	1	2
Law against statutory rape		Yes	1	2	3	Sexual violence school & college programmes*				Yes	1	2
Law against female genital mutilation		Yes	1	2	3	Sexual violence physical environment changes*				Yes	1	2
Law to ban corporal punishment (all settings)		Yes (Yes)	1	2	3	Sexual violence social & cultural norms change*				Yes	1	2
Law against rape in marriage		No	1	2	3	Intimate partner violence social & cultural norms change*				Yes	1	2
Law allowing removal of violent spouse from home		No	1	2	3	Child sexual abuse avoidance training*				Yes	1	2
Law against rape		Yes	1	2	3	SERVICES FOR VICTIMS OF VIOLENCE ²				Implementation		
Law against non-contact sexual violence		Yes	1	2	3	–, 1 & 2 as per Violence Prevention Programmes (above)						
Law against contact sexual violence without rape		No	1	2	3	Child protection services				Yes	1	2
Law providing compensation for victims of violence		Yes	1	2	3	Medical, psychosocial and legal services (sexual violence)				Yes	1	2
Law providing legal representation for victims of violence		Yes	1	2	3	Mental health services				Yes	1	2
CHILD PROTECTION GOVERNANCE												
Key line ministries responsible for child protection policy		–										
Number of social service workers ⁵		–										
KEY CHILD PROTECTION INDICATORS ³					REASON FOR CALLING NATIONAL CHILD HELPLINE, 2007-2013 ⁴							
FGM/C - girls*		1%			<div>Abuse and violence</div> 							
FGM/C - women*		1%										
FGM/C - support for the practice*		9%										
Child marriage - by age of 15*		10%										
Child marriage - by age 18*		40%										
Justification of wife beating - male*		44%										
Justification of wife beating - female*		58%										
Violent discipline of children - total*		–										
Violent discipline of children - boys*		–										
Violent discipline of children - girls*		–										
Child labour - total*		16%			<div>Commercial exploitation</div> 							
Child labour - boys*		17%										
Child labour - girls*		16%										
Total birth registration*		30%										
Children living with both parents		55.20%										
Children not living with either parent - both alive		12.60%										
Children not living with either parent - both dead		1.80%										
Children not living with either parent - only father alive		1.50%										
Children not living with either parent - only mother alive		2.60%										
Children living with mother only - father alive		15.70%										
Children living with mother only - father dead		4.60%										
Children living with father only - mother alive		4.40%										
Children living with father only - mother dead		0.90%										

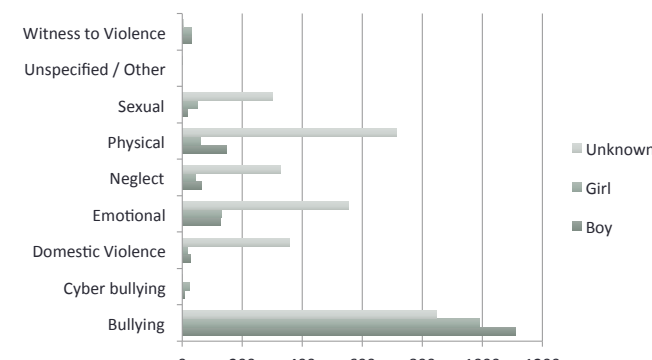
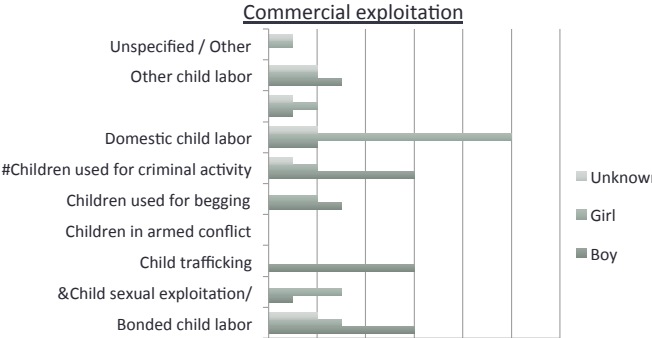
* = a definition is provided overleaf

Ukraine

This country profile provides a summary of child protection data that is intended for use in humanitarian action, to inform assessments, child protection programmes and advocacy. Data has been sourced from ¹UN Population Fund (2015 projections), ²World Health Organisation, Global Status Report on Violence Prevention (2014), ³UNICEF Global Databases (2014, MICS and DHS surveys), ⁴Child Helpline International Databases (2014) and ⁵CPC Learning Network, Social Services Workforce training report (2014). Data marked by a + has been provided/updated by the child protection coordination group in-country.

POPULATION ¹														
Total Population				44 646 000		Population 5-9 years		2 417 000						
Population 0-4 years				2 417 000		Population 10-19 years		3 964 000						
NATIONAL ACTION PLANS AND LAWS ²				Enforcement		VIOLENCE PREVENTION PROGRAMMES ²				Implementation				
– = no response /don't know 1 = 'Limited': up to 40% effective 2 = 'Partial': 40-79% effective 3 = 'Fully enforced': 80% or more effective						– = No response/don't know 1 = Implemented once or a few times 2 = Implemented systematically in a target community or population								
Child maltreatment action plan				–	1	2	3	Home visiting*				–	1	2
Interpersonal violence action plan				–	1	2	3	Parenting education*				–	1	2
Sexual violence action plan				–	1	2	3	Pre-school enrichment*				–	1	2
Legal age of marriage (male/female)				–	1	2	3	Youth life skills & social development training*				–	1	2
Law against child marriage				–	1	2	3	Youth mentoring*				–	1	2
Law against statutory rape				–	1	2	3	Sexual violence school & college programmes*				–	1	2
Law against female genital mutilation				–	1	2	3	Sexual violence physical environment changes*				–	1	2
Law to ban corporal punishment (all settings)				–	1	2	3	Sexual violence social & cultural norms change*				–	1	2
Law against rape in marriage				–	1	2	3	Intimate partner violence social & cultural norms change*				–	1	2
Law allowing removal of violent spouse from home				–	1	2	3	Child sexual abuse avoidance training*				–	1	2
Law against rape				–	1	2	3	SERVICES FOR VICTIMS OF VIOLENCE ² –, 1 & 2 as per Violence Prevention Programmes (above)				Implementation		
Law against non-contact sexual violence				–	1	2	3							
Law against contact sexual violence without rape				–	1	2	3	Child protection services				–	1	2
Law providing compensation for victims of violence				–	1	2	3	Medical, psychosocial and legal services (sexual violence)				–	1	2
Law providing legal representation for victims of violence				–	1	2	3	Mental health services				–	1	2
CHILD PROTECTION GOVERNANCE														

CHILD PROTECTION GOVERNANCE	
Key line ministries responsible for child protection policy	–
Number of social service workers ⁵	–

KEY CHILD PROTECTION INDICATORS ³		REASON FOR CALLING NATIONAL CHILD HELPLINE, 2007-2013 ⁴	
FGM/C - girls*	–	Abuse and violence 	
FGM/C - women*	–		
FGM/C - support for the practice*	–		
Child marriage - by age of 15*	0%		
Child marriage - by age 18*	9%		
Justification of wife beating - male*	9%		
Justification of wife beating - female*	3%		
Violent discipline of children - total*	61%		
Violent discipline of children - boys*	68%		
Violent discipline of children - girls*	55%		
Child labour - total*	2%	Commercial exploitation 	
Child labour - boys*	3%		
Child labour - girls*	2%		
Total birth registration*	100%		
Children living with both parents	72.70%		
Children not living with either parent - both alive	1.70%		
Children not living with either parent - both dead	0.50%		
Children not living with either parent - only father alive	0.10%		
Children not living with either parent - only mother alive	0.40%		
Children living with mother only - father alive	17.70%		
Children living with mother only - father dead	2.90%		
Children living with father only - mother alive	0.70%		
Children living with father only - mother dead	0.70%		

* = a definition is provided overleaf



United Republic of Tanzania

This country profile provides a summary of child protection data that is intended for use in humanitarian action, to inform assessments, child protection programmes and advocacy. Data has been sourced from ¹UN Population Fund (2015 projections), ²World Health Organisation, Global Status Report on Violence Prevention (2014), ³UNICEF Global Databases (2014, MICS and DHS surveys), ⁴Child Helpline International Databases (2014) and ⁵CPC Learning Network, Social Services Workforce training report (2014). Data marked by a + has been provided/updated by the child protection coordination group in-country.

POPULATION ¹			
Total Population	52 291 000	Population 5-9 years	7 857 000
Population 0-4 years	8 992 000	Population 10-19 years	11 932 000

NATIONAL ACTION PLANS AND LAWS ²		Enforcement		VIOLENCE PREVENTION PROGRAMMES ²		Implementation	
-- = no response /don't know		1 = 'Limited': up to 40% effective		-- = No response/don't know		1 = Implemented once or a few times	
		2 = 'Partial': 40-79% effective				2 = Implemented systematically in a target community or population	
		3 = 'Fully enforced': 80% or more effective					

Child maltreatment action plan	Yes	1	2	3	Home visiting*	Yes	1	2
Interpersonal violence action plan	Yes	1	2	3	Parenting education*	Yes	1	2
Sexual violence action plan	Yes	1	2	3	Pre-school enrichment*	No	1	2
Legal age of marriage (male/female)	16/18	1	2	3	Youth life skills & social development training*	Yes	1	2
Law against child marriage	Yes	1	2	3	Youth mentoring*	Yes	1	2
Law against statutory rape	Yes	1	2	3	Sexual violence school & college programmes*	Yes	1	2
Law against female genital mutilation	Yes	1	2	3	Sexual violence physical environment changes*	Yes	1	2
Law to ban corporal punishment (all settings)	No	1	2	3	Sexual violence social & cultural norms change*	Yes	1	2
Law against rape in marriage	-	1	2	3	Intimate partner violence social & cultural norms change*	Yes	1	2
Law allowing removal of violent spouse from home	-	1	2	3	Child sexual abuse avoidance training*	Yes	1	2
Law against rape	Yes	1	2	3	SERVICES FOR VICTIMS OF VIOLENCE² Implementation --, 1 & 2 as per Violence Prevention Programmes (above)			
Law against non-contact sexual violence	Yes	1	2	3				
Law against contact sexual violence without rape	Yes	1	2	3	Child protection services	Yes	1	2
Law providing compensation for victims of violence	No	1	2	3	Medical, psychosocial and legal services (sexual violence)	Yes	1	2
Law providing legal representation for victims of violence	Yes	1	2	3	Mental health services	Yes	1	2

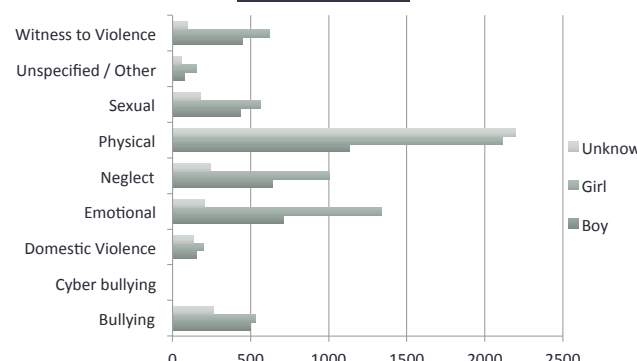
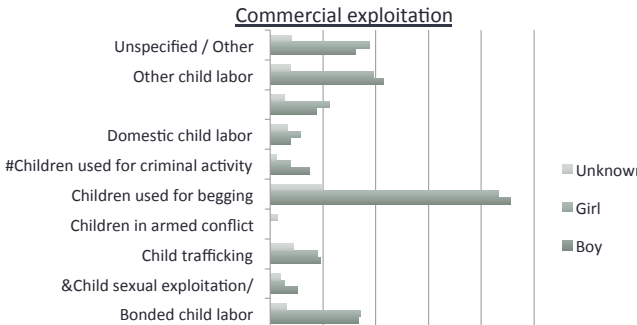
CHILD PROTECTION GOVERNANCE			
Key line ministries responsible for child protection policy	-		
Number of social service workers ⁵	-		

KEY CHILD PROTECTION INDICATORS ³		REASON FOR CALLING NATIONAL CHILD HELPLINE, 2007-2013 ⁴	
FGM/C - girls*	3%	No data available	
FGM/C - women*	15%		
FGM/C - support for the practice*	6%		
Child marriage - by age of 15*	7%		
Child marriage - by age 18*	37%		
Justification of wife beating - male*	38%		
Justification of wife beating - female*	54%		
Violent discipline of children - total*	-		
Violent discipline of children - boys*	-		
Violent discipline of children - girls*	-		
Child labour - total*	21%		
Child labour - boys*	23%		
Child labour - girls*	19%		
Total birth registration*	16%		
Children living with both parents	58.70%		
Children not living with either parent - both alive	11.90%		
Children not living with either parent - both dead	1.10%		
Children not living with either parent - only father alive	1.90%		
Children not living with either parent - only mother alive	1.10%		
Children living with mother only - father alive	14.60%		
Children living with mother only - father dead	4.30%		
Children living with father only - mother alive	4.40%		
Children living with father only - mother dead	0.80%		

* = a definition is provided overleaf

Yemen

This country profile provides a summary of child protection data that is intended for use in humanitarian action, to inform assessments, child protection programmes and advocacy. Data has been sourced from ¹UN Population Fund (2015 projections), ²World Health Organisation, Global Status Report on Violence Prevention (2014), ³UNICEF Global Databases (2014, MICS and DHS surveys), ⁴Child Helpline International Databases (2014) and ⁵CPC Learning Network, Social Services Workforce training report (2014). Data marked by a + has been provided/updated by the child protection coordination group in-country.

POPULATION ¹											
Total Population	25 535 000				Population 5-9 years				3 279 000		
Population 0-4 years	3 540 000				Population 10-19 years				6 154 000		
NATIONAL ACTION PLANS AND LAWS ²				Enforcement		VIOLENCE PREVENTION PROGRAMMES ²				Implementation	
– = no response / don't know 1 = 'Limited': up to 40% effective 2 = 'Partial': 40-79% effective 3 = 'Fully enforced': 80% or more effective						– = No response/don't know 1 = Implemented once or a few times 2 = Implemented systematically in a target community or population					
Child maltreatment action plan	Yes	1	2	3	Home visiting*				No	1	2
Interpersonal violence action plan	No	1	2	3	Parenting education*				Yes	1	2
Sexual violence action plan	No	1	2	3	Pre-school enrichment*				Yes	1	2
Legal age of marriage (male/female)	–	1	2	3	Youth life skills & social development training*				Yes	1	2
Law against child marriage	No	1	2	3	Youth mentoring*				Yes	1	2
Law against statutory rape	Yes	1	2	3	Sexual violence school & college programmes*				Yes	1	2
Law against female genital mutilation	No	1	2	3	Sexual violence physical environment changes*				No	1	2
Law to ban corporal punishment (all settings)	Yes (No)	1	2	3	Sexual violence social & cultural norms change*				Yes	1	2
Law against rape in marriage	–	1	2	3	Intimate partner violence social & cultural norms change*				Yes	1	2
Law allowing removal of violent spouse from home	–	1	2	3	Child sexual abuse avoidance training*				Yes	1	2
Law against rape	Yes	1	2	3	SERVICES FOR VICTIMS OF VIOLENCE ² –, 1 & 2 as per Violence Prevention Programmes (above)				Implementation		
Law against non-contact sexual violence	Yes	1	2	3							
Law against contact sexual violence without rape	Yes	1	2	3	Child protection services				Yes	1	2
Law providing compensation for victims of violence	No	1	2	3	Medical, psychosocial and legal services (sexual violence)				Yes	1	2
Law providing legal representation for victims of violence	No	1	2	3	Mental health services				No	1	2
CHILD PROTECTION GOVERNANCE											
Key line ministries responsible for child protection policy		–									
Number of social service workers ⁵		–									
KEY CHILD PROTECTION INDICATORS ³				REASON FOR CALLING NATIONAL CHILD HELPLINE, 2007-2013 ⁴							
FGM/C - girls*		15%		<div>Abuse and violence</div> 							
FGM/C - women*		19%									
FGM/C - support for the practice*		41%									
Child marriage - by age of 15*		12%									
Child marriage - by age 18*		32%									
Justification of wife beating - male*		–									
Justification of wife beating - female*		–									
Violent discipline of children - total*		95%									
Violent discipline of children - boys*		95%									
Violent discipline of children - girls*		95%									
Child labour - total*		23%		<div>Commercial exploitation</div> 							
Child labour - boys*		21%									
Child labour - girls*		24%									
Total birth registration*		17%									
Children living with both parents		85.80%									
Children not living with either parent - both alive		1.10%									
Children not living with either parent - both dead		0.20%									
Children not living with either parent - only father alive		0.20%									
Children not living with either parent - only mother alive		0.10%									
Children living with mother only - father alive		6.30%									
Children living with mother only - father dead		2.90%									
Children living with father only - mother alive		0.80%									
Children living with father only - mother dead		1.60%									

* = a definition is provided overleaf